

Binduraya R Biradar

Reader, Dept. of Applied Art

Chairman, Board of Studies in Visual Arts,

UG/ PG (BVA & MVA),

Ref. No. UA2/20/2013-2014, Date: 27-04-2022

Chamarajendra Govt. College of Visual Arts

[CAVA] Siddartha Nagar, Mysuru - 570011

Ph: 0821-2438931 Mobile: 9481067185

E Mail: binduraya@gmail.com

ದಿನಾಂಕ: 8 - 8 -2023

ಇವರಿಗೆ,

ಉಪ ಕುಲಸಚಿವರು

ಶೈಕ್ಷಣಿಕ ವಿಭಾಗ,

ಮೈಸೂರು ವಿಶ್ವವಿದ್ಯಾನಿಲಯ, ಕಾರ್ಯಸೌಧ

ಕ್ರಾಫರ್ಡ್ ಭವನ ಮೈಸೂರು.

ವಿಷಯ :- ಚಾಮರಾಜೇಂದ್ರ ಸರ್ಕಾರಿ ದೃಶ್ಯಕಲಾ ಕಾಲೇಜು [ಕಾವಾ] ಮೈಸೂರು. ಸಂಯುಕ್ತ ಅಧ್ಯಯನ ಮಂಡಳಿ (ದೃಶ್ಯಕಲೆ) ಬಿ.ವಿ.ಎ(ಎನ್.ಇ.ಪಿ.) ಹಾಗೂ ಎಮ್.ವಿ.ಎ(ಸಿ.ಬಿ.ಸಿ.ಎಸ್) ಸಂಯುಕ್ತ ದೃಶ್ಯಕಲಾ ಅಧ್ಯಯನ ಮಂಡಳಿ ಸಭೆಯ ನಡವಳಿಕೆಗಳನ್ನು ಮತ್ತು ಪಠ್ಯ ಕ್ರಮಣಿಕೆಯನ್ನು ಮೈಸೂರು ವಿಶ್ವವಿದ್ಯಾನಿಲಯದ ಮಾರ್ಗಸೂಚಿ ಅನುಸಾರ ಎನ್.ಇ.ಪಿ. ಮತ್ತು ಸಿ.ಬಿ.ಸಿ.ಎಸ್ ಮಾದರಿಯಲ್ಲಿ ಸಿದ್ಧಪಡಿಸಿ ಸಲ್ಲಿಸುವ ಕುರಿತು.

ಉಲ್ಲೇಖ: 1. ಮೈಸೂರು ವಿಶ್ವವಿದ್ಯಾನಿಲಯದ ಕುಲಸಚಿವರು ರವರ ಪತ್ರ ಸಂಖ್ಯೆ: ಯು.ಎ-2/379/2013-14

ದಿನಾಂಕ: 24.01.2023.

ದಿನಾಂಕ: 03-03-2023ರಂದು ಬೆಳಿಗ್ಗೆ 11:00 ಗಂಟೆಗೆ "ದೃಶ್ಯಕಲಾ" ಸಂಯುಕ್ತ ಅಧ್ಯಯನ ಮಂಡಳಿಯ ಸಭೆಯನ್ನು ಚಾಮರಾಜೇಂದ್ರ ಸರ್ಕಾರಿ ದೃಶ್ಯಕಲಾ ಕಾಲೇಜು [ಕಾವಾ] ಮೈಸೂರಿನಲ್ಲಿ ಶ್ರೀ, ಬಿಂದುರಾಯ ಆರ್ ಬಿರಾದಾರ, ಅಧ್ಯಕ್ಷರು, ಸಂಯುಕ್ತ ಅಧ್ಯಯನ ಮಂಡಳಿ (ದೃಶ್ಯಕಲೆ), ಶೈಕ್ಷಣಿಕ ಸಂಯೋಜಕರು, ಮುಖ್ಯಸ್ಥರು ಹಾಗೂ ರೀಡರ್, ಅನ್ವಯಕಲಾ ವಿಭಾಗ, ಕಾವಾ, ಮೈಸೂರು. ಇವರ ಅಧ್ಯಕ್ಷತೆಯಲ್ಲಿ ಬಿ.ವಿ.ಎ(ಎನ್.ಇ.ಪಿ.) ಹಾಗೂ ಎಮ್.ವಿ.ಎ(ಸಿ.ಬಿ.ಸಿ.ಎಸ್) ಸಂಯುಕ್ತ ದೃಶ್ಯಕಲಾ ಅಧ್ಯಯನ ಮಂಡಳಿ ಸಭೆಯನ್ನು ನಡೆಸಿ ಬಿ.ವಿ.ಎ ದೃಶ್ಯಕಲೆ ಐದು, ಆರು, ಏಳು ಮತ್ತು ಎಂಟನೇ ಸೆಮಿಸ್ಟರ್ (ಎನ್.ಇ.ಪಿ. ಮಾದರಿ) ಪಠ್ಯ ಕ್ರಮಣಿಕೆಯನ್ನು ಮೈಸೂರು ವಿಶ್ವವಿದ್ಯಾನಿಲಯಕ್ಕೆ ಸಲ್ಲಿಸಲಾಗುತ್ತಿದೆ.

ತಮ್ಮ ವಿಶ್ವಾಸಿ

(ಬಿಂದುರಾಯ ಆರ್ ಬಿರಾದಾರ)

ಅಧ್ಯಕ್ಷರು

ಸಂಯುಕ್ತ ಅಧ್ಯಯನ ಮಂಡಳಿ

(ದೃಶ್ಯಕಲೆ)

ಕಾವಾ, ಮೈಸೂರು.

ಅಧ್ಯಯನ ಮಂಡಳಿ

ಚಾಮರಾಜೇಂದ್ರ ಸರ್ಕಾರಿ ದೃಶ್ಯಕಲಾ ಕಾಲೇಜು
ಸಿ.ಬಿ.ಸಿ.ಎಸ್

Binduraya R Biradar

Reader, Dept. of Applied Art

Chairman, Board of Studies in Visual Arts,

UG/ PG (BVA & MVA),

Ref. No. UA2/20/2013-2014, Date: 27-04-2022

Chamarajendra Govt. College of Visual Arts

[CAVA] Siddartha Nagar, Mysuru - 570011

Ph: 0821-2438931 Mobile: 9481067185






E Mail: binduraya@gmail.com

ದಿನಾಂಕ: 3-3-2023

ಚಾಮರಾಜೇಂದ್ರ ಸರ್ಕಾರಿ ದೃಶ್ಯಕಲಾ ಕಾಲೇಜು [ಕಾವಾ] ಮೈಸೂರು.
ಸಂಯುಕ್ತ ಅಧ್ಯಯನ ಮಂಡಳಿ (ದೃಶ್ಯಕಲೆ) ಬಿ.ವಿ.ಎ (ಎನ್. ಇ. ಪಿ.) ಹಾಗೂ ಎಮ್.ವಿ.ಎ (ಸಿ.ಬಿ.ಸಿ.ಎಸ್) ಸಂಯುಕ್ತ
ದೃಶ್ಯಕಲಾ ಅಧ್ಯಯನ ಮಂಡಳಿ ಸಭೆಯ ನಡವಳಿಗಳು

ದಿನಾಂಕ:03-03-2023 ರಂದು ಬೆಳಿಗ್ಗೆ 11:00 ಗಂಟೆಗೆ "ದೃಶ್ಯಕಲಾ" ಸಂಯುಕ್ತ ಅಧ್ಯಯನ ಮಂಡಳಿಯ ಸಭೆಯನ್ನು
ಚಾಮರಾಜೇಂದ್ರ ಸರ್ಕಾರಿ ದೃಶ್ಯಕಲಾ ಕಾಲೇಜು [ಕಾವಾ] ಮೈಸೂರಿನಲ್ಲಿ ಶ್ರೀ, ಬಿಂದುರಾಯ ಆರ್ ಬಿರಾದರ್,
ಅಧ್ಯಕ್ಷರು, ಸಂಯುಕ್ತ ಅಧ್ಯಯನ ಮಂಡಳಿ (ದೃಶ್ಯಕಲೆ), ಶೈಕ್ಷಣಿಕ ಸಂಯೋಜಕರು, ಮುಖ್ಯಸ್ಥರು ಹಾಗೂ ರೀಡರ್
ಅನ್ವಯಕಲಾ ವಿಭಾಗ, ಕಾವಾ, ಮೈಸೂರು. ಇವರ ಅಧ್ಯಕ್ಷತೆಯಲ್ಲಿ ಬಿ.ವಿ.ಎ (ಎನ್. ಇ. ಪಿ.) ಹಾಗೂ ಎಮ್.ವಿ.ಎ
(ಸಿ.ಬಿ.ಸಿ.ಎಸ್) ಸಂಯುಕ್ತ ದೃಶ್ಯಕಲಾ ಅಧ್ಯಯನ ಮಂಡಳಿ ಸಭೆಯ ನಡವಳಿಗಳು.

ಸಭೆಗೆ ಹಾಜರಾದ ಸದಸ್ಯರುಗಳ ಹಾಜರಿ,

Sl. No.	Name and Address of the Members		Attendance	Signature
1.	Sri. Binduraya R. Biradar HOD & Reader in Department of Applied Art, CAVA, Mysore	Chairman		
2.	Sri. K. Raghavendra HOD & Reader in Department of Sculpture, CAVA, Mysore.	Member		
3.	Sri. A. P. Chandrashekhar HOD & Reader in Department of Graphics [Printmaking], CAVA, Mysore	Member		
4.	Sri. K. Ravimurthy HOD Department of Painting & Lecturer in Department of Applied Art, CAVA, Mysore	Member		
5.	Sri. Veeranna M Arkasali HOD Department of Photography and Photojournalism & Lecturer in Department of Sculpture, CAVA, Mysore	Member		
6.	Sri, Munimohan Reader in Department of Painting, College of Fine Arts, Chitra Kala Parishat (CKP), Bangalore.	Member	Absent	—

Binduraya R Biradar

Reader, Dept. of Applied Art

Chairman, Board of Studies in Visual Arts,

UG/ PG (BVA & MVA),

Ref. No. UA2/20/2013-2014, Date: 27-04-2022

Chamarajendra Govt. College of Visual Arts

[CAVA] Siddartha Nagar, Mysuru - 570011

Ph: 0821-2438931 Mobile: 9481067185

E Mail: binduraya@gmail.com

7.	Sri. Jayaraj M Chickpatil Assistant Professor in Department of Applied Art, University College of Fine Arts, Davangere. 577002	Member	Absent	-
8.	Sri: Madvesha Pandurangi. Assistant Professor, National Institute of Fashion Technology (NIFT) Campus Mangattuparamba, Kannur, Kerala.	Member		mail
9.	Sri: Chandan Kasyshpa. Assistant Professor, Dept. of Fine Arts, Bangalore University Bangalore.	Member	Absent	-
10.	Sri: Deepak Kumara K. J. Faculty in Department of Sculpture, CAVA, Mysore.	Member		Deepak

ತಮ್ಮ ವಿಶ್ವಾಸಿ




(ಬಿಂದುರಾಯ ಆರ್ ಬಿರಾದಾರ)

ಅಧ್ಯಕ್ಷರು

ಸಂಯುಕ್ತ ಅಧ್ಯಯನ ಮಂಡಳಿ

(ದೃಶ್ಯಕಲೆ)

ಕಾವಾ, ಮೈಸೂರು.


ಅಧ್ಯಕ್ಷರು
ಅಧ್ಯಯನ ಮಂಡಳಿ
ದೃಶ್ಯಕಲೆ
ಕಾವಾ, ಮೈಸೂರು

DEPARTMENT OF PAINTING

CAVA, MYSORE

Program Credit Structure of Bachelor of Visual Arts (B.V.A.) 4 Years

Department of Painting Specialization

Foundation in Visual Arts - Bachelor of Visual Arts (B.V.A.) 1 st Year Program							
Sem	Discipline Core Major (DSC)& Miner Discipline Core (MDC) (Credits)	Discipline Electives (DSE) / Open Electives (OE) (Credits)	Ability Enhancement Compulsory Courses (AECC), Languages (Credits)		Skill Enhancement Courses (SEC) (Credits)		Total credits
					Skill Based (SB)	Value Based (VB)	
I	C1 - (4 Credits) C2 - (4 Credits) C3 - (4 Credits)	OE-1 (3)	L1 - 1 (3) L2 - 1 (3)		SEC-1 (2)	Yoga (1) Health & Wellness (1)	25 / 26
II	C4 - (4 Credits) C5 - (4 Credits) C6 - (4 Credits)	OE-2 (3)	L1 - 2 (3) L2 - 2 (3)	EVS (3)		Sports (1) NCC/NSS/R&R / Cultural (1)	25 / 26
Exit point with Certificate (with completion of courses equal to a minimum of 48 credits) & Entry Point for BVA Painting Specialization courses							
III	C7 – Painting Composition -1 (5 Credits) C8 – Drawing - 1 (4 Credits) C9 – Art History (3 Credits)	OE-3 (3)	L1 - 3 (3) L2 - 3 (3)		SEC-2 (2)	Sports (1) NCC/NSS/R&R (S&G)/ Cultural (1)	25
IV	C10 – Painting Composition- 2 (5 Credits) C11 – Drawing- 2 (4 Credits) C12 – Art History (3 Credits)		L1 - 4 (3) L2 - 4 (3)	CI (3)		Sports (1) NCC/NSS/R&R (S&G)/ Cultural (1)	25
Exit point with Diploma in Visual Arts Painting (with completion of courses equal to a minimum of 96 credits or continue studies with both subjects as majors)							
V	C13 – Painting Composition- 3 (5 Credits) C14 – Drawing- 3 (4 Credits) C15 – New Media – 1 (3 Credits) C16 – Art History (3 Credits)	Vocational-1 (3) DSE-1 (3)			SEC-3 (2)	Sports (1) NCC/NSS/R&R (S&G)/ Cultural (1)	25
VI	C17 – Painting Composition- 4 (5 Credits) C18 – Drawing- 4 (4 Credits) C19 – New Media - 2 (3 Credits) C20 – Art History (3 Credits)	Vocational-2 (3) DSE-2 (3)			SEC-4 (2)	Sports (1) NCC/NSS/R&R (S&G)/ Cultural (1)	25
Exit point with Bachelor of Visual Arts, B.V.A. in Painting (with completion of courses equal to a minimum of 140 credits or continue studies)							
VII	C21 – Creative Painting (5 Credits) C22 – Philosophy of Art (3 Credits)	Vocational-3 (3) DSE-3 (3) Res. Methodology & Synopsis (3+3)					20
VIII	C23 – Creative Painting (5 Credits) C24 – Philosophy of Art (3 Credits)	Vocational-4 (3) DSE-4 (3) Res. Project (6) *					20
Award of Bachelor of Visual Arts, B.V.A. Degree with Honours, in Painting (with completion of courses equal to a minimum of 180 credits or continue studies)							

* In lieu of the research Project, two additional elective papers/ Internship may be offered.

Bachelor of Department of Painting (B.V.A.) 3rdYear Program							
V	C13 – Painting Composition - 3 (5 Credits) C14 - Drawing - 3 (4 Credits) C15 – New Media- 1 (3 Credits) C16 - Art History – Indian Art Part – 2 (3 Credits)	Vocational-1 (3) DSE-1 Painting/ Sculpture/ Graphics/ Applied Art/ Photography and Photojournalism (3)			SEC-3 Critical Thinking & Problem Solving or Some other SEC (2) (1+0+2)	Sports (1) (0+0+2) NCC/NSS/R&R (S&G)/ Cultural (1) (0+0+2)	25
VI	C17 - Painting Composition - 4 (5 Credits) C18 - Drawing - 4 (4 Credits) C19 – New Media - 2 (3 Credits) C20 - Art History – Western Art Part – 2 (3 Credits)	Vocational-2 (3) DSE-2 Painting/ Sculpture/ Graphics/ Applied Art/ Photography and Photojournalism (3)			SEC-4 Societal Communication or Some other SEC (2) (1+0+2)	Sports (1) (0+0+2) NCC/NSS/R&R (S&G)/ Cultural (1) (0+0+2)	25
Exit point with Bachelor of Visual Arts (B.V.A.) in Painting (with completion of courses equal to a minimum of 140 credits) or continue studies)							

Bachelor of Department of Painting (B.V.A.) 4th Year Program							
VII	C21 – Drawing & Painting (5 Credits) C22 - Philosophy of Art – Indian Aesthetics (3 Credits)	Vocational-3 (3) DSE-3 Painting/ Sculpture/ Graphics/ Applied Art/ Photography and Photojournalism (3) Res. Methodology and Synopsis (3+3)					20
VIII	C23 - Drawing & Painting (5 Credits) C24 - Philosophy of Art – Western Aesthetics (3 Credits)	Vocational-4 (3) DSE-4 Painting Sculpture/ Graphics/ Applied Art/ Photography and Photojournalism (3) Res. Project (6) *					20
Award of Bachelor of Visual Arts (B.V.A.) Degree with Honours, in Painting (with completion of courses equal to a minimum of 180 credits) or continue studies)							

* In lieu of the research Project, two additional elective papers/ Internship may be offered.

Acronyms Expanded

DSC:	Discipline Specific Core (Course)
DSE:	Discipline Specific Elective
OEC:	Open Elective Course
AECC:	Ability Enhancement Compulsory Course
SEC-SB/VB:	Skill Enhancement Course-Skill Based/ Value Based
FA:	Formative Assessment / Internal Assessment (IA)
SA:	Summative Assessment / Semester End Examination. (SEE)
L+T+P:	Lecture + Tutorial + Practical(s)

THE FOLLOWING TABLES INDICATES EACH SUBJECT & SCHEME OF EXAMINATION

Pattern of Examination – Distribution of Marks & L : T : P Pattern

Program: Bachelor of Visual Arts (B.V.A.)

Department of Painting Specialization

V - Semester

Core Course											
SEM	Core Course & Credits - L : T : P	Course Type	IA- Theory		Exam	IA- Practical's		Exam	Max-Marks	Min-Pass C1+C2+C3	Examination Type & Hours
			C1	C2	C3	C1	C2	C3			
V	Painting Composition - 3 (5 Credits) (0+ 2+ 3)	DSC 13	0	0	0	20	20	60	100	40	Display & Viva
V	Drawing - 3 (4 Credits) (0+ 1+ 3)	DSC 14	0	0	0	20	20	60	100	40	Display & Viva
V	New Media- 1 (3 Credits) (0+ 1+ 2)	DSC 15	0	0	0	20	20	60	100	40	Display & Viva
V	Art History (Indian Art Part – 2) (3 Credits) (2+ 1+ 0)	DSC 16	20	20	60	0	0	0	100	40	2:30 Hour

SKILL Enhancement Courses

V	Critical Thinking & Problem Solving or Some other (2 Credits) (1+0+ 1)	SEC – SB 3	0	0	0	25	25	50	20	2 Hour
V	Sports (1 Credits) (0+0+2)	SEC – VB 3	0	0	0	25	25	50	20	Display & Viva
V	NCC/ NSS/ R&R(S&G)/ Cultural (1 Credits) (0+0+2)		0	0	0	25	25	50	20	

Discipline Specified Electives

V	Painting/ Sculpture/ Graphics/ Applied Art/ Photography and Photojournalism (3 Credits) (0+1+2)	DSE - 1	0	0	0	20	20	60	100	40	Display & Viva
V	Vocational – 1 (3 Credits) (0+1+2)	VC - 1	0	0	0	20	20	60	100	40	Display & Viva

Discipline Specified Electives offered by the college (any one of the following)

Discipline Specified Electives

V	Painting	DSE - 1	0	0	0	20	20	60	100	40	Display & Viva
V	Sculpture	DSE - 1	0	0	0	20	20	60	100	40	Display & Viva
V	Graphics (Printmaking)	DSE - 1	0	0	0	20	20	60	100	40	Display & Viva
V	Applied Art	DSE - 1	0	0	0	20	20	60	100	40	Display & Viva
V	Photography and Photojournalism	DSE - 1	0	0	0	20	20	60	100	40	Display & Viva

Vocational Courses (Course will have offered as per university Instructions)

V	Vocational - 1	VC - 1	0	0	0	20	20	60	100	40	Display & Viva
---	----------------	--------	---	---	---	----	----	----	-----	----	----------------

Department of Painting Specialization

VI - Semester

Core Course											
SEM	Core Course & Credits - L : T : P	Course Type	IA- Theory		Exam	IA- Practical's		Exam	Max-Marks	Min-Pass C1+C2+C3	Examination Type & Hours
			C1	C2	C3	C1	C2	C3			
VI	Painting Composition - 4 (5 Credits) (0+ 2+ 3)	DSC 17	0	0	0	20	20	60	100	40	Display & Viva
VI	Drawing - 4 (4 Credits) (0+ 1+ 3)	DSC 18	0	0	0	20	20	60	100	40	Display & Viva
VI	New Media- 2 (3 Credits) (0+ 1+ 2)	DSC 19	0	0	0	20	20	60	100	40	Display & Viva
VI	Art History (Western Art Part -2) (3 Credits) (2+ 1+ 0)	DSC 20	20	20	60	0	0	0	100	40	2:30 Hour
Skill Enhancement Courses											
VI	Societal Communication or Some other (2 Credits) (1+0+1)	SEC – SB 4	0	0	0	25	25	50	20	2 Hour	
VI	Sports (1 Credits) (0+0+2)	SEC – VB 4	0	0	0	25	25	50	20	Display & Viva	
VI	NCC/ NSS/ R&R(S&G)/ Cultural (1 Credits) (0+0+2)										
Discipline Specified Electives											
VI	Painting/ Sculpture/ Graphics/ Applied Art/ Photography and Photojournalism (3 Credits) (0+1+2)	DSE - 2	0	0	0	20	20	60	100	40	Display & Viva
VI	Vocational - 2	VC-2	0	0	0	20	20	60	100	40	Display & Viva

Discipline Specified Electives offered by the college (any one of the following)

Discipline Specified Electives											
VI	Painting	DSE - 2	0	0	0	20	20	60	100	40	Display & Viva
VI	Sculpture	DSE - 2	0	0	0	20	20	60	100	40	Display & Viva
VI	Graphics (Printmaking)	DSE - 2	0	0	0	20	20	60	100	40	Display & Viva
VI	Applied Art	DSE - 2	0	0	0	20	20	60	100	40	Display & Viva
VI	Photography and Photojournalism	DSE - 2	0	0	0	20	20	60	100	40	Display & Viva

Vocational Courses (Course will have offered as per university Instructions)											
VI	Vocational - 2	VC-2	0	0	0	20	20	60	100	40	Display & Viva

Format of Examination Paper

Practical Papers – Total Marks – 60

Display and Viva Voce = 60

Theory Papers – Total Marks – 60

Part A

10 Questions of 2 Marks Each = 20

Part B

4 Questions of 5 Marks Each = 20

Part C

2 Questions of 10 Marks Each = 20

Department of Painting Specialization

VII - Semester

Core Course											
SEM	Core Course & Credits - L : T : P	Course Type	IA- Theory		Exam	IA- Practical's		Exam	Max-Marks	Min-Pass C1+C2+C3	Examination Type & Hours
			C1	C2	C3	C1	C2	C3			
VII	Creative Painting (5 Credits) (0+2+3)	DSC 13	0	0	0	20	20	60	100	40	Display & Viva
VII	Philosophy of Art – Indian Aesthetics (3 Credits) (2+1+0)	DSC 16	20	20	60	0	0	0	100	40	2:30 Hour
Discipline Specified Electives											
VII	Painting/ Sculpture/ Graphics/ Applied Art/ Photography and Photojournalism (3 Credits) (0+1+2)	DSE - 3	0	0	0	20	20	60	100	40	Display & Viva
VII	Research Synopsis (Project) (3 Credits) (0+1+2)		0	0	0	30	30	40	100	40	Display & Viva
VII	Research Methodology (Theory) (3 Credits) (2+1+0)		20	20	60	0	0	0	100	40	2:30 Hour
VII	Vocational - 3	VC-3	0	0	0	20	20	60	100	40	Display & Viva

Discipline Specified Electives offered by the college (any one of the following)

Discipline Specified Electives											
VII	Painting	DSE - 3	0	0	0	20	20	60	100	40	Display & Viva
VII	Sculpture	DSE - 3	0	0	0	20	20	60	100	40	Display & Viva
VII	Graphics (Printmaking)	DSE - 3	0	0	0	20	20	60	100	40	Display & Viva
VII	Applied Art	DSE - 3	0	0	0	20	20	60	100	40	Display & Viva
VII	Photography and Photojournalism	DSE - 3	0	0	0	20	20	60	100	40	Display & Viva

Vocational Courses (Course will have offered as per university Instructions)											
VII	Vocational - 3	VC-3	0	0	0	20	20	60	100	40	Display & Viva

Format of Examination Paper

Practical Papers – Total Marks – 60

Display and Viva Voce = 60

Project Papers – Total Marks – 40

Display and Viva Voce = 40

Theory Papers – Total Marks – 60

Part A

10 Questions of 2 Marks Each = 20

Part B

4 Questions of 5 Marks Each = 20

Part C

2 Questions of 10 Marks Each = 20

Department of Painting Specialization

VIII - Semester

Core Course											
SEM	Core Course & Credits - L : T : P	Course Type	IA- Theory		Exam	IA- Practical's		Exam	Max-Marks	Min-Pass C1+C2+C3	Examination Type & Hours
			C1	C2	C3	C1	C2	C3			
VIII	Creative Painting (5 Credits) (0+2+3)	DSC 13	0	0	0	20	20	60	100	40	Display & Viva
VIII	Philosophy of Art – Western Aesthetics (3 Credits) (2+ 1+ 0)	DSC 16	20	20	60	0	0	0	100	40	2:30 Hour
Discipline Specified Electives											
VIII	Painting/ Sculpture/ Graphics/ Applied Art/ Photography and Photojournalism (3 Credits) (0+1+2)	DSE - 4	0	0	0	20	20	60	100	40	Display & Viva
VIII	Project / Internship (6 Credits) (0+2+4)		0	0	0	30	30	40	100	40	Display & Viva
VIII	Vocational - 4	VC-4	0	0	0	20	20	60	100	40	Display & Viva

Discipline Specified Electives offered by the college (any one of the following)

Discipline Specified Electives											
VIII	Painting	DSE - 4	0	0	0	20	20	60	100	40	Display & Viva
VIII	Sculpture	DSE - 4	0	0	0	20	20	60	100	40	Display & Viva
VIII	Graphics (Printmaking)	DSE - 4	0	0	0	20	20	60	100	40	Display & Viva
VIII	Applied Art	DSE - 4	0	0	0	20	20	60	100	40	Display & Viva
VIII	Photography and Photojournalism	DSE - 4	0	0	0	20	20	60	100	40	Display & Viva

Vocational Courses (Course will have offered as per university Instructions)											
VIII	Vocational - 4	VC-4	0	0	0	20	20	60	100	40	Display & Viva

Format of Examination Paper

Practical Papers – Total Marks – 60

Display and Viva Voce = 60

Project Papers – Total Marks – 40

Display and Viva Voce = 40

Theory Papers – Total Marks – 60

Part A

10 Questions of 2 Marks Each = 20

Part B

4 Questions of 5 Marks Each = 20

Part C

2 Questions of 10 Marks Each = 20

BVA 5th Semester

Discipline Core Courses (DSC)

Course 13 Painting Composition - 3		Course 14 Drawing - 3		Course 15 New Media -1		Course 16 Art History (Indian Art Part – 2)	
Number of Practical Credits	Number of Teaching hours/sem	Number of Practical Credits	Number of Teaching hours/sem	Number of Practical Credits	Number of Teaching hours/sem	Number of Theory credits	Number of Lecture hours/sem
5	160	4	128	3	96	3	64

Course Title: Painting Composition – 3

Course Title: Painting Composition - 3	
Total Contact Hours: 160 Hrs.	Course Credits: 5
Formative Assessment Marks: 40	Duration of ESA/ EXAM: Jury & Viva
Model Syllabus Authors: Chairman and Members of BOS – CAVA, Mysore.	Summative Assessment Marks: 60

Course Pre-requisite(s): Mention only course titles from the curriculum that are needed to be taken by the students before registering for this course.

Course Outcomes (COs): At the end of the course the student should be able to:

1. It will bring in keen observation and grasping abilities. It aims to develop an understanding and transfer into visual perception on a linear format.
2. It will equip them with rendering skills and hand & mind association.
3. Course also provides opportunity to learn from the interdisciplinary domains.
4. This course allows students to deeply observe and study the nature, culture and develop visual sensibilities, perceptual skills, analytical skills and representational skills.

Content of Course 13 – Painting Composition – 3	160Hrs
Unit 01:	53/54
Chapter No. 01: Head study (water color, oil color, etc) Chapter No. 02: Stil life (water color, oil, poster, soft pastels etc) Chapter No. 03: Landscape, city scape, riverscape (water color, oil, etc)	
Unit 02:	53/54
Chapter No. 04: observation of natural & man made habitat. (rapid sketches, study etc). Transformation of observation into suitable artistic medium, contemplate on observed reality and artistic possibilities, contemplation with hands on experience in different formats & surfaces. (canvas, paper, wood, metal, etc) Chapter No. 05: contemplation with hands on experience in different mediums (water color, oil color, pastels, pencil, pen, ink, any other etc) Chapter No. 06: contemplation with hands on experience in different pictorial spaces (wall, larger spaces, spaces with context, etc)	
Unit 03:	53/54
Chapter No. 07: contemplation with hands on experience in reference to similar ideas/	

approaches by other artists.

Chapter No. 08: Contemplation of works with other students - interactions - development
Chapter No. 09: Introduction to shapes: Natural & Geometrical. Explore pattern, rhythm, and movement in space.

Pedagogy - Lecture presentations. - Demonstrations and Studio Practices. - Assignment based learning. - Out Door Practice:- Study of Heritage Buildings, Monuments, Zoo & Museums etc. - Use of Learning Recourses: - Audio – Visual aids, Films, Documentaries & Power Point Presentations.

Course Title: Drawing – 3

Course Title: Drawing - 3	
Total Contact Hours: 128 Hrs.	Course Credits: 4
Formative Assessment Marks: 40	Duration of ESA/ EXAM: Jury & Viva
Model Syllabus Authors: Chairman and Members of BOS – CAVA, Mysore.	Summative Assessment Marks: 60

Course Pre-requisite(s): Mention only course titles from the curriculum that are needed to be taken by the students before registering for this course.

Course Outcomes (COs): At the end of the course the student should be able to:

1. It will bring in keen observation and grasping abilities. It aims to develop an understanding and transfer into visual perception on a linear format.
2. It will equip them with rendering skills and hand & mind association.
3. Course also provides opportunity to learn from the interdisciplinary domains.
4. This course allows students to deeply observe and study the nature, culture and develop visual sensibilities, perceptual skills, analytical skills and representational skills.

Content of Course 14 – Drawing – 3	128Hrs
Unit –01: Basics of Drawing	40/42
Chapter No. 01: Figure drawing and construction. Chapter No. 02: Stressing line and forms. Chapter No. 03: Study of anatomy as the basis for understanding the human figure. (Black and Wight)	
Unit –02: Life study drawing	40/42
Chapter No. 04: Study the structure of humans, animal, bird and insects through outdoor practice. Chapter No. 05: Studio practice and rendering. (Object study, Still life, etc.) Chapter No. 06: Study of individual parts of human and animals with moments.	
Unit –03: Drawing Composition	40/42
Chapter No. 07: Composition drawing with study of texture, form, tone, etc. Chapter No. 08: Drawing as medium of imitation. Chapter No. 09: Expressing drawing through deferent methods and medias.	

Pedagogy - Lecture presentations. - Demonstrations and Studio Practices. - Assignment based learning. - Out Door Practice:- Study of Heritage Buildings, Monuments, Zoo & Museums etc. - Use of Learning Recourses: - Audio – Visual aids, Films, Documentaries & Power Point Presentations.

Reference Resources

Pictorial Composition and the. Critical Judgment of Pictures by *Henry Rankin Poore*.

<https://www.gutenberg.org/files/26638/26638-pdf.pdf>

Betty Edwards, Drawing on the Right Side of the Brain:

<https://archive.org/details/pdfy-5dQt81v7NYVZI2La>

Course Title: New Media – 1

Course Title: New Media - 1	
Total Contact Hours: 96 Hrs.	Course Credits: 3
Formative Assessment Marks: 40	Duration of ESA/ EXAM: Jury & Viva
Model Syllabus Authors: Chairman and Members of BOS – CAVA, Mysore.	Summative Assessment Marks: 60

Course Pre-requisite(s): Mention only course titles from the curriculum that are needed to be taken by the students before registering for this course.

Course Outcomes (COs): At the end of the course the student should be able to:

1. To understand new possibilities of unknown mediums
2. To use effectively unconventional art mediums for the expression
3. To heighten the visual expression and experience of art
4. To understand and implement medium as metaphor in making art meaningful
5. To enable artistic contextualization for found/existing objects

Content of Course 15 – New Media – 1	96 Hrs
Unit –01:	32
Chapter No. 01: Observation of everyday surrounding in all material manifestation. (folk, tribal, handicraft, hand loom, traditional, murals, popular culture, visual culture, mass media, animated images, social media images etc) Chapter No. 02: Draw, document, photograph, sketch the observation Chapter No. 03: Contemplation of observed images/drawings at personal & social context.	
Unit –02:	32
Chapter No. 04: Explore the old traditional medias in new appropce of painting. Chapter No. 05: Possiblityes and experimentation on new way of art practice. Chapter No. 06: Intention behind new medias and domination in contemporary art.	
Unit –03:	32
Chapter No. 07: Contemplate the objects/images relationship with social reality and oneself. Chapter No. 08: Explore the artistic representation in any appropriate medium, manner the earlier observation of object/images. Chapter No. 09: consider the placement and presentation of new media works in an appropriate space, time, and context.	

Pedagogy - Lecture presentations. - Demonstrations and Studio Practices. - Assignment based learning. - Out Door Practice:- Study of Heritage Buildings, Monuments, Zoo & Museums etc. - Use of Learning Recourses: - Audio – Visual aids, Films, Documentaries & Power Point Presentations.

Course Title: Art History (Indian Art Part – 2)

Course Title: Art History (Indian Art Part – 2)	
Total Contact Hours: 128 Hrs.	Course Credits: 4
Formative Assessment Marks: 40	Duration of ESA/ EXAM: 2:30 Hours
Model Syllabus Authors: Chairman and Members of BOS – CAVA, Mysore.	Summative Assessment Marks: 60

Course Pre-requisite(s): Mention only course titles from the curriculum that are needed to be taken by the students before registering for this course.

Course Outcomes (COs): At the end of the course the student should be able to:

1. To understand the development of history of art making from the past
2. To understand the visual language of various phases of medieval to modern times.
3. To understand the impact of pictorial composition of miniatures.
4. To understand the colonial impact on classical traditions of Indian art.
5. To understand the emergence of modern art language in Indian art

Content of Course 16 – Art History (Indian Art Part – 2) (Classes conducted by Department of Art History)	64Hrs
Unit –01: Medieval Art History	20/21
Chapter No. 01: Vijayanagara Art & Architecture. Chapter No. 02: Islamic Art & Architecture in India. (Mughal and Deccan Sultanets) Chapter No. 03: Company School of Art.	
Unit –02: Indian Minatare Painting Schools and Styles	20/21
Chapter No. 04: Mughal and Sultante schools. Chapter No. 05: Rajasthani and Pahari Schools. Chapter No. 06: Deccani School.	
Unit –03: Modern and Colonial Indian art	20/21
Chapter No. 07: Company School of Art Chapter No. 08: Bengal Revivalism Chapter No. 09: Modern and Contemporary Art Movements in Indian	

Pedagogy - Lecture Method – Class Room Teaching. - Assignment based learning. - Visit to Visual Art Departments, Heritage Buildings, Monuments, Museums etc. - Use of Learning Recourses: -Audio – Visual aids, Films, Documentaries, Power Point Presentations.

Reference Books

- C.Shivarama Murthy, Indian Painting,
- Dr. Suryanath.M.U.Kamat, A Concise history of Karnataka from pre-historic times to the present, Jupiter books, MCC, Bangalore, 2001 (Reprinted 2002) OCLC: 7796041
- Hampi, A Travel Guide, Department of Tourism, India, Good Earth publication, New Delhi 2003 ISBN 81-87780-17-7
- New Light on Hampi, Recent research in Vijayanagara, edited by John M. Fritz and George Michell, MARG, 2001, ISBN 81-85026-53-
- J. M. Bloom; S. S. Blair (2009). *Grove Encyclopedia of Islamic Art and Architecture, Vol. II*. New York: Oxford University Press. pp. vii. ISBN 978-0-19-530991-1.
- Blurton, T. Richard, *Hindu Art*, 1994, British Museum Press, ISBN 0 7141 1442 1

- Chakraverty, Anjan, *Indian Miniature Painting*, 2005, Lustre Press, ISBN 8174363343, 9788174363343
- Craven, Roy C., *Indian Art: A Concise History*, 1987, Thames & Hudson (Praeger in USA), ISBN 0500201463
- Harle, J.C., *The Art and Architecture of the Indian Subcontinent*, 2nd edn. 1994, Yale University Press Pelican History of Art, ISBN 0300062176
- Havell, E. B. (1908). *Indian sculpture and painting*. John Murray, London.
- Coomaraswamy, Ananda K. (1914). *Viśvakarmā; examples of Indian architecture, sculpture, painting, handicraft*. London.
- Havell, E. B. (1920). *A Handbook of Indian Art*. John Murray, London.
- *Indian Painting*, by Percy Brown. Published by Y. M. C. A. publishing house, 1960.
- *Indian Painting*, by Philip S. Rawson. Published by P. Tisné, 1961.
- *Indian Painting: The Scene, Themes, and Legends*, by Mohindar Singh Randhawa, John Kenneth Galbraith. Published by Houghton Mifflin, 1968.
- *Indian Painting*, by Douglas E. Barrett, Basil Gray. Published by Skira, 1978. ISBN 0-8478-0160-8.
- Kossak, Steven. (1997). *Indian court painting, 16th–19th century*. Metropolitan Museum of Art. ISBN 0-87099-783-1
- Stella Kramrisch (1954). *The Art of India: Traditions of Indian Sculpture, Painting, and Architecture*. Phaidon Publishers. ISBN 9788120801820. OCLC 16539346.
- Stella Kramrisch (1928). *The Vishnudharmottaram, part III. A treatise on Indian painting*. Calcutta University Press. OCLC 504043783.
- Lerner, Martin (1984). *The flame and the lotus: Indian and Southeast Asian art from the Kronos collections*. New York: The Metropolitan Museum of Art. ISBN 0-87099-374-7.
- Parul Dave Mukherji (2001). *विष्णुधर्मोत्तरपुराणीयं चित्रसूत्रम् (The Citrasutra of the Vishnudharmottara Purana)*. Motilal Banarsidass Publishers. ISBN 978-81-208-1805-7.
- Isabella Nardi (2007b). *The Theory of Citrasutras in Indian Painting: A Critical Re-evaluation of their Uses and Interpretations*. Routledge. ISBN 978-1-134-16523-0.
- Isabella Nardi (2007). "The concepts of Painting and the Figure of the Painter as Described in Selected Sanskrit Sources". *Archiv Orientalní*. 75 (3).
- *A History of Indian Painting: The Modern Period* by Krishna Chaitanya. Published by Abhinav Publications, 1994. ISBN 81-7017-310-8.
- C. Sivaramamurti (1996). *Indian Painting*. India Book House. ISBN 8123720149. OCLC 977530313.
- C. Sivaramamurti (1978b). *Chitrasutra of the Vishnudharmottara*. Kanak Publications. OCLC 5856266.
- C. Sivaramamurti (1968). *South Indian Paintings*. National Museum. ISBN 978-81-230-0052-7.
- C. Sivaramamurti (1978). *The painter in ancient India*. National Museum. ISBN 9788123000527. OCLC 963176976.
- *Ramayana by Valmiki illustrated with Indian miniatures from the 16th to the 19th century*, Diane de Selliers Publisher, 2011, ISBN 978-2-903656-76-8
- Welch, Stuart Cary (1985). *India: art and culture, 1300–1900*. New York: The Metropolitan Museum of Art. ISBN 978-0-944142-13-
- Mitter, Partha (2007). "2. The Indian Discourse of Primitivism. II – Rabindranath's Vision of Art and the Community". *The triumph of modernism: India's artists and the avant-garde, 1922–1947*. Reaktion Books. pp. 65–72. ISBN 978-1-86189-318-5.
- R. Siva Kumar. *The Santiniketan Murals*, Seagull Books. ISBN 8170461162. [26][42]
- R. Siva Kumar. *Santiniketan: The Making of a Contextual Modernism*, National Gallery of Modern Art, New Delhi, 1997. [43][27]
- R. Siva Kumar. *K.G. Subramanyan: A Retrospective*, National Gallery of Modern Art, New Delhi, 2003. ISBN 8187902132. [44]
- R. Siva Kumar, *A Ramachandran: A Retrospective*, National Gallery of Modern Art, New Delhi, 2004. ISBN 9788187737049. [45][46]
- R. Siva Kumar, K.S. Radhakrishnan, Art Alive Gallery, New Delhi, 2004. ISBN 8190184407. [47]
- R. Siva Kumar. *My Pictures: A Collection of Paintings by Rabindranath Tagore*, Visva Bharati and Viva Books, New Delhi, 2005. ISBN 8130901595. [48][49]
- R. Siva Kumar, *The Khoai*, Gallery Espace, New Delhi, 2007. [50]
- R. Siva Kumar with Ghulam Mohammed Sheikh, Benodebehari Mukherjee: *A Centenary Retrospective*, National Gallery of Modern Art, New Delhi, 2007. ISBN 9788187737247 [51][52]

- R. Siva Kumar, *K. G. Subramanyan: The Painted Platters*, The Guild, Mumbai, 2007. ISBN 8190328336.[53][54]
- R. Siva Kumar, *Paintings of Abanindranath Tagore*, Pratikshan Books, Kolkata, 2008. ISBN 81-89323-09-1.[55][56]
- R. Siva Kumar, *Sensibility Objectified: The Sculptures of Sarbari Roy Choudhury*, Akar Prakar, Lalit Kala Akademi and Mapin, Kolkata, 2009. ISBN 1890206032. ISBN 978-1-890206-03-1.[57][58][59]
- R. Siva Kumar, *K. G. Subramanyan: Drawings*, The Guild, Mumbai, 2010. ISBN 8187902132.[60][61]
- R. Siva Kumar, *Rabindra Chitravali: Paintings of Rabindranath*, Pratikshan Books, Kolkata, 2011. ISBN Vol1: 978-81-89323-30-1 Vol2: 978-81-89323-31-1 Vol3: 978-81-89323-32-1 Vol4: 978-81-89323-33-1 Set: 978-81-89323-34-1 Catalogue: 978-81-89323-40-0.[12][62]
- R. Siva Kumar, *The Last Harvest: Paintings of Rabindranath*, Mapin, Ahmedabad, 2011.(with contributions from William Radice, Uma Das Gupta, Kris Manjappa, Martin Kämpchen (de), etc.) ISBN 9788189995614.[63][64]
- R. Siva Kumar, *Ramkinkar Baij (book)*, Delhi Art Gallery, New Delhi, 2012. ISBN 9381217246.
- R. Siva Kumar, *Enchantment and Engagement: Murals of K.G. Subramanyan*, Seagull Books, Kolkata, 2015.

Discipline Specified Elective Courses (DSE) - 1

DSE Course 1 Painting		DSE Course 1 Sculpture		DSE Course 1 Graphics (Printmaking)	
Practical Credits	Teaching hours/semester	Practical Credits	Teaching hours/semester	Practical Credits	Teaching hours/semester
3	96	3	96	3	96

DSE Course 1 Applied Art		DSE Course 1 Photography and Photojournalism	
Practical Credits	Teaching hours/semester	Practical Credits	Teaching hours/semester
3	96	3	96

Content of DSE Course 1 - Painting (Classes conducted by Department of Painting)	96Hrs
Unit 01: Transformation of observation into suitable painting medium.	30/32
Unit 02: Contemplation the expression in different formats & surfaces. (Canvas, paper, wood, metal, etc.)	30/32
Unit 03: Personal expression through painting medias and possibilities.	30/32

Content of DSE Course 1 – Sculpture (Classes conducted by Department of Sculpture)	96Hrs
Unit 01: Relief sculpture practice in different medias with personal expression.	30/32
Unit 02: Transform self-expression in to tree dimension and practice maquettes and sculpture making in clay.	30/32
Unit 03: Tools and techniques of molding and casting, practice in any one media.	30/32

Content of DSE Course 1 – Graphics (Printmaking) (Classes conducted by Department of Graphics [Printmaking])	96Hrs
Unit 01: Expressing drawing through printing process.	30/32
Unit 02: Execution of planography with lithography and platography.	30/32
Unit 03: Exploration of drawing appropriate to engraving method.	30/32

Content of DSE Course 1 – Applied Art (Classes conducted by Department of Applied Art)	96Hrs
Unit 01: Raster Graphics - Using one of the quotes, create one typographical poster that will make the key parts of the message stand out for the reader.	30/32
Unit 02: Raster Graphics - Create one cool typographic poster using your favorite quote.	30/32

Unit 03: Raster Graphics - Create one cool typographic poster using your favorite Image or Illustration.	30/32
Content of DSE Course 1 – Photography & Photojournalism (Classes conducted by Department of Photography & Photojournalism)	96Hrs
Unit 01: Lighting in photography	30/32
Unit 02: High key & Low key Photography	30/32
Unit 03: Industrial Photography	30/32

Pedagogy Lecture presentations, Demonstrations, Assignment based learning.

BVA 6th Semester

Discipline Core Courses (DSC)

Course 17 Painting Composition - 4		Course 18 Drawing - 4		Course 19 New Media - 2		Course 20 Art History (Western Art Part – 2)	
Number of Practical Credits	Number of Teaching hours/sem	Number of Practical Credits	Number of Teaching hours/sem	Number of Practical Credits	Number of Teaching hours/sem	Number of Theory credits	Number of Lecture hours/sem
5	160	4	128	3	96	3	64

Course Title: Painting Composition – 4

Course Title: Painting Composition – 4	
Total Contact Hours: 160 Hrs.	Course Credits: 5
Formative Assessment Marks: 40	Duration of ESA/ EXAM: Jury & Viva
Model Syllabus Authors: Chairman and Members of BOS – CAVA, Mysore.	Summative Assessment Marks: 60

Course Pre-requisite(s): Mention only course titles from the curriculum that are needed to be taken by the students before registering for this course.

Course Outcomes (COs): At the end of the course the student should be able to:

1. It will bring in keen observation and grasping abilities. It aims to develop an understanding and transfer into visual perception on a linear format.
2. It will equip them with rendering skills and hand & mind association.
3. Course also provides opportunity to learn from the interdisciplinary domains.
4. This course allows students to deeply observe and study the nature, culture and develop visual sensibilities, perceptual skills, analytical skills and representational skills.

Content of Course 17 – Painting Composition – 4	160Hrs
Unit 01:	53/54
Chapter No. 01: Stil life study based on collection of various kinds of objects, fabric from personal collection. (any medium)	
Chapter No. 02: Life study of people from once intimacy or conscious choice in various gestures. (any medium)	
Chapter No. 03: composition of spaces, events, situations from personal memory or live	
Unit 02:	53/54
Chapter No. 04: Studies of objects and object groups in space.	

Chapter No. 05: Studies of human figures and animal forms.	
Chapter No. 06: Studies of local colors, traditional colors and folk colours.	
Unit 03:	53/54
Chapter No. 07: To Create a composition based on reference to objects/events of personal importance to oneself.	
Chapter No. 08: Exercises in the use of color and tonal-textural values exploration.	
Chapter No. 09: Analysis of various kinds of space in tradition.	

Pedagogy - Lecture presentations. - Demonstrations and Studio Practices. - Assignment based learning. - Out Door Practice:- Study of Heritage Buildings, Monuments, Zoo & Museums etc. - Use of Learning Recourses: - Audio – Visual aids, Films, Documentaries & Power Point Presentations.

Reference Resources

<https://www.youtube.com/watch?v=9l6zgy822DU>

<https://www.youtube.com/watch?v=k-gpGkiMNI4>

<https://www.youtube.com/watch?v=LAYvMtD8yuU>

<https://www.youtube.com/watch?v=cjwYNsrArgM>

Course Title: Drawing – 4

Course Title: Drawing – 4	
Total Contact Hours: 128 Hrs.	Course Credits: 4
Formative Assessment Marks: 40	Duration of ESA/ EXAM: Jury & Viva
Model Syllabus Authors: Chairman and Members of BOS – CAVA, Mysore.	Summative Assessment Marks: 60

Course Pre-requisite(s): Mention only course titles from the curriculum that are needed to be taken by the students before registering for this course.

Course Outcomes (COs): At the end of the course the student should be able to:

1. It will bring in keen observation and grasping abilities.
2. It aims to develop an understanding and transfer into visual perception on a linear format.
3. It will equip them with rendering skills and hand & mind association.
4. Course also provides opportunity to learn from the interdisciplinary domains.
5. This course allows students to deeply observe and study the nature, culture and develop visual sensibilities, perceptual skills, analytical skills and representational skills.

Content of Course 18 – Drawing – 4	128Hrs
Unit –01: Basics of Drawing	40/42
Chapter No. 01: Analytical study of life drawing.	
Chapter No. 02: Refining technical abilities in drawing.	
Chapter No. 03: Exploring different forms of rendering.	
Unit –02: Life study drawing	40/42
Chapter No. 04: Observation and understanding structure of human drawing.	
Chapter No. 05: Study of individual human Anatomy.	
Chapter No. 06: Study of human body in different gesture and expression.	
Unit –03: Drawing Composition	40/42
Chapter No. 07: Drawing as medium of expression	
Chapter No. 08: Drawing as medium of imagination.	
Chapter No. 09: Expressing drawing through painting process.	

Pedagogy - Lecture presentations. - Demonstrations and Studio Practices. - Assignment based learning. - Out Door Practice:- Study of Heritage Buildings, Monuments, Zoo & Museums etc. - Use of Learning Recourses: - Audio – Visual aids, Films, Documentaries & Power Point Presentations.

Course Title: New Media – 2

Course Title: New Media - 2	
Total Contact Hours: 96 Hrs.	Course Credits: 3
Formative Assessment Marks: 40	Duration of ESA/ EXAM: Jury & Viva
Model Syllabus Authors: Chairman and Members of BOS – CAVA, Mysore.	Summative Assessment Marks: 60

Course Pre-requisite(s): Mention only course titles from the curriculum that are needed to be taken by the students before registering for this course.

Course Outcomes (COs): At the end of the course the student should be able to:

1. To understand new possibilities of unknown mediums
2. To use effectively unconventional art mediums for the expression
3. To heighten the visual expression and experience of art
4. To understand and implement medium as metaphor in making art meaningful
5. To enable artistic contextualization for found/existing objects

Content of Course 19 – New Media – 2	96 Hrs
Unit –01:	32
Chapter No. 01: Experiments on environment work of art. Chapter No. 02: Study the scaling and possibilities of expression. Chapter No. 03: Work on fragile materials and importance in new way of approach.	
Unit –02:	32
Chapter No. 04: Installations and importance of new medias of art. Chapter No. 05: Site specific importance and media possibilities. Chapter No. 06: Abstract, Minimal, Kinetic, and other art forms and new approaches.	
Unit –03: Medium Search	32
Chapter No. 07: Contemplating on non conventions raw materials as medium of expression. (idea generation through images/prototypes) Chapter No. 08: Prototype (2D/3D/ Mixed materials) Chapter No. 09: Exploration of final work.	

Pedagogy - Lecture presentations. - Demonstrations and Studio Practices. - Assignment based learning. - Out Door Practice:- Study of Heritage Buildings, Monuments, Zoo & Museums etc. - Use of Learning Recourses: - Audio – Visual aids, Films, Documentaries & Power Point Presentations.

Reference Resources

- Altshuler, B. (2013). *Biennials and Beyond: Exhibitions that Made Art History: 1962-2002*. New York, N.Y.: Phaidon Press, ISBN 978-0714864952
- Atkins, Robert (2013). *ArtSpeak: A Guide To Contemporary Ideas, Movements, and Buzzwords, 1945 To the Present (3rd. ed.)*. New York: Abbeville Press. ISBN 978-0789211514.
- Danto, A. C. (2013). *What is art*. New Haven: Yale University Press, ISBN 978-0300205718
- Desai, V. N. (Ed.). (2007). *Asian art history in the twenty-first century*. Williamstown, Mass.: Sterling and Francine Clark Art Institute, ISBN 978-0300125535

- Fullerton, E. (2016). *Artrage! : the story of the BritArt revolution*. London: Thames & Hudson Ltd, ISBN 978-0500239445
- Gielen, Pascal (2009). *The Murmuring of the Artistic Multitude: Global Art, Memory and Post-Fordism*. Amsterdam: Valiz, ISBN 9789078088394
- Gompertz, W. (2013). *What Are You Looking At?: The Surprising, Shocking, and Sometimes Strange Story of 150 Years of Modern Art* (2nd ed.). New York, N.Y.: Plume, ISBN 978-0142180297
- Harris, J. (2011). *Globalization and Contemporary Art*. Hoboken, N.J.: Wiley-Blackwell, ISBN 978-1405179508
- Lailach, M. (2007). *Land Art*. London: Taschen, ISBN 978-3822856130
- Martin, S. (2006). *Video Art*. (U. Grosenick, Ed.). Los Angeles: Taschen, ISBN 978-3822829509
- Mercer, K. (2008). *Exiles, diasporas & strangers*. Cambridge, Massachusetts: MIT Press, ISBN 978-0262633581
- Robertson, J., & McDaniel, C. (2012). *Themes of Contemporary Art: Visual Art after 1980* (3rd ed.). Oxford: Oxford University Press, ISBN 978-0199797073
- Robinson, H. (Ed.). (2015). *Feminism-art-theory : an anthology 1968-2014* (2nd ed.). Chichester, West Sussex: Wiley-Blackwell, ISBN 978-1118360590
- Stiles, Kristine and Peter Howard Selz, *Theories and Documents of Contemporary Art, A Sourcebook of Artists's Writings* (1996), ISBN 0-520-20251-1
- Strehovec, J. (2020). *Contemporary Art Impacts on Scientific, Social, and Cultural Paradigms: Emerging Research and Opportunities*. Hershey, PA: IGI Global.
- Thompson, D. (2010). *The \$12 Million Stuffed Shark: The Curious Economics of Contemporary Art*. New York, N.Y.: St. Martin's Griffin, ISBN 978-0230620599
- Thorton, S. (2009). *Seven Days in the Art World*. New York, N.Y.: W.W. Norton & Company, ISBN 978-0393337129
- Wallace, Isabelle Loring and Jennie Hirsh, *Contemporary Art and Classical Myth*. Farnham: Ashgate (2011), ISBN 978-0-7546-6974-6
- Warr, T. (Ed.). (2012). *The Artist's Body* (Revised). New York, N.Y.: Phaidon Press, ISBN 978-0714863931
- Wilson, M. (2013). *How to read contemporary art : experiencing the art of the 21st century*. New York, N.Y.: Abrams, ISBN 978-1419707537

Course Title: Art History (Western Art Part – 2)

Course Title: Art History (Western Art Part – 2)	
Total Contact Hours: 128 Hrs.	Course Credits: 4
Formative Assessment Marks: 40	Duration of ESA/ EXAM: 2:30 Hours
Model Syllabus Authors: Chairman and Members of BOS – CAVA, Mysore.	Summative Assessment Marks: 60

Course Pre-requisite(s): Mention only course titles from the curriculum that are needed to be taken by the students before registering for this course.

Course Outcomes (COs): At the end of the course the student should be able to:

1. To trace the development of art in the west
 2. To understand and distinguish the visual language of art from 15th Century onwards
 3. To understand the interface of religious ideas and secular thinking in the art of west.
 4. To understand and assimilate the enlightenment thinking on art of post 18th Century.
 5. To understand the development of history painting in the west
 6. To understand the impact of technology and industrialization on art practice.
 7. To understand the impact post world war in art making in Germany and America.
- To understand the expanded artistic expression in 21st Century new media art development.

Content of Course 20 – Art History (Western Art Part – 2) (Classes conducted by Department of Art History)	64Hrs
Unit –01	20/21
Chapter No. 01: Renaissance in North. Chapter No. 02: Mannerism. Chapter No. 03: Baroque & Rococo.	
Unit –02: The Modern World	20/21
Chapter No. 04: Neo Classicism & Romanticism. Chapter No. 05: Realism and Impressionism. Chapter No. 06: Post Impressionism & Expressionism.	
Unit –03: Twentieth Century Art Moments	20/21
Chapter No. 07: Cubism and Abstract art movements. Chapter No. 08: Pop Art and Major 20 th century art movements. Chapter No. 09: 21 st century and Contemporary art movements.	

Pedagogy - Lecture Method – Class Room Teaching. - Assignment based learning. - Visit to Visual Art Departments, Heritage Buildings, Monuments, Museums etc. - Use of Learning Recourses: -Audio – Visual aids, Films, Documentaries, Power Point Presentations.

Reference Books

- Adams, Hugh (1979). *Modern Painting*. New York: Mayflower Books. ISBN 978-0-8317-6062-5. OCLC 691113035 – via Internet Archive.
- Childs, Peter (2000). *Modernism*. London New York: Routledge. ISBN 978-0-203-13116-9. OCLC 48138104 – via Internet Archive.
- Crouch, Christopher (1999). *Modernism in Art, Design and Architecture*. New York: St. Martin's Press. ISBN 978-0-312-21830-0. OCLC 1036752206 – via Internet Archive.
- Dempsey, Amy (2002). *Art in the Modern Era: A Guide to Schools and Movements*. New York: Harry N. Abrams. ISBN 978-0-8109-4172-4. OCLC 47623954.
- Everdell, William (1997). *The First Moderns: Profiles in the Origins of Twentieth-Century Thought*. Chicago: University of Chicago Press. ISBN 978-0-226-22484-8. OCLC 45733213 – via Internet Archive.
See also: *The First Moderns*.
- Frazier, Nancy (2000). *The Penguin Concise Dictionary of Art History*. New York: Penguin Reference. ISBN 978-0-14-051420-9. OCLC 70498418.
- Hunter, Sam; Jacobus, John M; Wheeler, Daniel (2005). *Modern Art: painting, sculpture, architecture, photography* (3rd ed.). Upper Saddle River, NJ: Prentice Hall. ISBN 978-0-13-150519-3. OCLC 1114759321.
- Kolocotroni, Vassiliki; Goldman, Jane; Taxis, Olga, eds. (1998). *Modernism: An Anthology of Sources and Documents*. Edinburgh; Chicago: Edinburgh University Press; The University of Chicago Press. ISBN 978-0-585-19313-7. OCLC 1150833644, 44964346 –
- Ozenfant, Amédée; Rodker, John (1952). *Foundations of Modern Art*. New York: Dover. ISBN 9780486202150. OCLC 1200478998. Read, Herbert Edward; Read, Benedict; Tisdall, Caroline; Feaver, William (1975). *A Concise History of Modern Painting*. New York: Praeger Publishers. ISBN 978-0-275-71730-8. OCLC 741987800, 894774214, 563965849
- Arnason, H. Harvard; Prather, Marla (1998). *History of modern art : painting, sculpture, architecture, photography* (4th ed.). New York: Harry N. Abrams, Inc. ISBN 978-0-8109-3439-9. OCLC 1035593323 –
- Atkins, Robert (1997). *Artspeak: A Guide to Contemporary Ideas, Movements, and Buzzwords* (2nd ed.). New York: Abbeville Press Publishers. ISBN 978-0-7892-0415-8. OCLC 605278894 –.
- Cahoone, Lawrence (1996). *From Modernism to Postmodernism: An Anthology*. Cambridge, Mass: Blackwell Publishers. ISBN 978-1-55786-602-8. OCLC 1149327777 – "CIMA Art Gallery". *Times of India Travel*. 2015-06-30.
- Clement, Russell (1996). *Four French Symbolists: A Sourcebook on Pierre Puvis de Chavannes, Gustave Moreau, Odilon Redon, and Maurice Denis*. Westport, Conn: Greenwood Press. ISBN 978-0-313-29752-6. OCLC 34191505.
- Cogniat, Raymond (1975). *Pissarro*. New York: Crown Publishers. ISBN 978-0-517-52477-0. OCLC 2082821.
- Corinth, Lovis; Schuster, Peter-Klaus; Vitali, Christoph; Butts, Barbara; Brauner, Lothar; Bärnreuther, Andrea (1996). *Lovis Corinth*. Munich; New York: Prestel. ISBN 978-3-7913-1682-6. OCLC 35280519.
- Greenberg, Clement (1982). "Modernist Painting". In Frascina, Francis; Harrison, Charles; Paul, Deirdre (eds.). *Modern Art and Modernism: A Critical Anthology*. In association with the Open University. London: Harper & Row. ISBN 978-0-06-318234-9. OCLC 297414909 –.

- Gombrich, Ernst H. (1995). *The Story of Art*. London: Phaidon Press Limited. ISBN 978-0-7148-3355-2. OCLC 1151352542 –
- Jencks, Charles (1987). *Post-Modernism: The New Classicism in Art and Architecture*. New York: Rizzoli. ISBN 978-0-8478-0835-9. OCLC 1150952960 –
- John-Steiner, Vera (2006). "Patterns of Collaboration among Artists". *Creative Collaboration*. Oxford University Press. pp. 63–96. doi:10.1093/acprof:oso/9780195307702.003.0004. ISBN 978-0-19-530770-2. OCLC 5105130725, 252638637.

Discipline Specified Elective Courses (DSE) - 2

DSE Course 2 Painting		DSE Course 2 Sculpture		DSE Course 2 Graphics (Printmaking)	
Practical Credits	Teaching hours/semester	Practical Credits	Teaching hours/semester	Practical Credits	Teaching hours/semester
3	96	3	96	3	96

DSE Course 2 Applied Art		DSE Course 2 Photography and Photojournalism	
Practical Credits	Teaching hours/semester	Practical Credits	Teaching hours/semester
3	96	3	96

Content of DSE Course 2 - Painting (Classes conducted by Department of Painting)	96Hrs
Unit 01: Possibilities and methods of basic painting process.	30/32
Unit 02: Practice any one media of painting with self-expression.	30/32
Unit 03: Develop the composition through day to day life.	30/32

Content of DSE Course 2 – Sculpture (Classes conducted by Department of Sculpture)	96Hrs
Unit 01: Terracotta sculptures.	30/32
Unit 02: Round sculptures in wood or stone.	30/32
Unit 03: Molding and casting practice in any one media.	30/32

Content of DSE Course 2 – Graphics (Printmaking) (Classes conducted by Department of Graphics [Printmaking])	96Hrs
Unit 01: Expressing drawing through printing process.	30/32
Unit 02: Understanding serigraphy process through drawing.	30/32
Unit 03: Understanding fabric and it's printing through process.	30/32

Content of DSE Course 2 – Applied Art (Classes conducted by Department of Applied Art)	96Hrs
Unit 01: Vector Graphics – Creating Communicational Design.	30/32
Unit 02: Vector Graphics - Creating Pattern Design.	30/32
Unit 03: Vector Graphics - Creating Character Design / Illustration in your own concept.	30/32

Content of DSE Course 2 – Photography & Photojournalism (Classes conducted by Department of Photography & Photojournalism)	96Hrs
Unit 01: Wild Life Photography	30/32
Unit 02: Product Photography	30/32
Unit 03: Travel Photography	30/32

Pedagogy Lecture presentations, Demonstrations, Assignment based learning.

BVA 7th Semester

Discipline Core Courses (DSC)

Course 21 Creative Painting		Course 22 Philosophy of Art – Indian Aesthetics		Research Methodology (Theory)		Research Synopsis (Practicals)	
Number of Practical Credits	Number of Teaching hours/sem	Number of Theory credits	Number of Lecture hours/sem	Number of Theory credits	Number of Lecture hours/sem	Number of Practical Credits	Number of Teaching hours/sem
5	160	3	64	3	64	3	64

Course Title: Creative Painting

Course Title: Creative Painting	
Total Contact Hours: 160 Hrs.	Course Credits: 5
Formative Assessment Marks: 40	Duration of ESA/ EXAM: Jury & Viva
Model Syllabus Authors: Chairman and Members of BOS – CAVA, Mysore.	Summative Assessment Marks: 60

Course Pre-requisite(s): Mention only course titles from the curriculum that are needed to be taken by the students before registering for this course.

Course Outcomes (COs): At the end of the course the student should be able to:

1. It will bring in keen observation and grasping abilities.
2. It aims to develop an understanding and transfer into visual perception on a linear format.
3. It will equip them with rendering skills and hand & mind association.
4. Course also provides opportunity to learn from the interdisciplinary domains.
5. This course allows students to deeply observe and study the nature, culture and develop visual sensibilities, perceptual skills, analytical skills and representational skills.

Content of Course 21 – Creative Painting	160Hrs
Unit 01:	53/54
Chapter No. 01: Drawing & painting as medium of personal expression (exploration with chosen medium) Chapter No. 02: Identify and associate the mind, sense and image transformation Chapter No. 03: Exploring personal sensibilities in appropriate manner. (consider the body of work and visual sensibilities developed in oneself)	
Unit 02:	53/54
Chapter No. 04: Compositional analysis Chapter No. 05: Independent composition. Chapter No. 06: Analysis of various kinds of space in tradition.	
Unit 03:	53/54
Chapter No. 07: Application of Compositional Techniques. Chapter No. 08: Exercises in exploration of space in painting. Chapter No. 09: Preparing composition more suited towards independent exploration.	

Pedagogy - Lecture presentations. - Demonstrations and Studio Practices. - Assignment based learning. - Out Door Practice:- Study of Heritage Buildings, Monuments, Zoo & Museums etc. - Use of Learning Recourses: - Audio – Visual aids, Films, Documentaries & Power Point Presentations.

Reference Resources

<https://www.artforum.com/>

<https://www.oxfordartonline.com/page/art-in-the-21st-century#>

Course Title: Philosophy of Art– Indian Aesthetics

Course Title: Philosophy of Art– Indian Aesthetics	
Total Contact Hours: 128 Hrs.	Course Credits: 3
Formative Assessment Marks: 40	Duration of ESA/ EXAM: 2:30 Hours
Model Syllabus Authors: Chairman and Members of BOS – CAVA, Mysore.	Summative Assessment Marks: 60

Course Pre-requisite(s): Mention only course titles from the curriculum that are needed to be taken by the students before registering for this course.

Course Outcomes (COs): At the end of the course the student should be able to:

1. How cultural history is documented reflected in the visual arts
2. How religious practice beliefs socio political Indirectly effects artistic Perceptions
3. How Religious philosophical school and thoughts becomes the Source of art History
4. How cultural history is the main source in the development of art history
5. Study of Great sagas, scholars, political and Social movements plays important role in the visual art development
6. To understand the development of Aesthetic Theories proposed by Indian Theoreticians.
7. Associate the Art Principles with Visual Arts of different periods.

Content of Course 22 – Philosophy of Art – Indian Aesthetics (Classes conducted by Department of Art History)	64Hrs
Unit –01	20/21
Chapter No. 01: Introduction to Aesthetics and its scope. Chapter No. 02: Genesis and development of Indian Aesthetics. Chapter No. 03: Brief introduction to the basic principles of Indian philosophy as related to the arts.	
Unit –02	20/21
Chapter No. 04: Evolution of the Aesthetic concepts. Chapter No. 05: Natayashastra of Bharat Muni. Chapter No. 06: Theories of Rasa, Dhvani, Alamkara, Riti, Guna and Dosha.	
Unit –03	20/21
Chapter No. 07: Inter relationship of the above concepts and their relevance to arts. Chapter No. 08: Interrelationship of visual and performing arts. Chapter No. 09: Shadanga relevance to Vishnudharmottara Purana.	

Pedagogy - Lecture Method – Class Room Teaching. - Assignment based learning. - Visit to Visual Art Departments, Heritage Buildings, Monuments, Museums etc. - Use of Learning Recourses: -Audio – Visual aids, Films, Documentaries, Power Point Presentations.

Reference Resources

- Comparative Aesthetics - Indian & Western Aesthetics (Vol 1 & 2). Prof. Kanti Chandra Pandey.
- Sen, R. K., *Aesthetic Enjoyment: Its Background in Philosophy and Medicine*, Calcutta: University of Calcutta, 1966
- Sen, R. K., *A Brief Introduction to a Comparative Study of Greek and Indian Aesthetics and Poetics*, Calcutta: Sen Ray & Co., 1954
- Sen, R. K., *Nature of Aesthetic Enjoyment in Greek and Indian Analyses*, Indian Aesthetics and Art Activity, Simla: Indian Institute of Advanced Study, 1968
- Sukla, Ananta Charan, *The Concept of Imitation in Greek and Indian Aesthetics*, Calcutta: Rupa & Co., 1977
- Sukla, Ananta Charan, *Understanding and Enjoyment in Aesthetic Experience*, Journal of Comparative Literature and Aesthetics: 1978
- Sukla, Ananta Charan, *Contemporary Indian Aesthetics*, Milan (Italy): Rubbertino, 1995
- Sukla, Ananta Charan, *Representation in Painting and Drama: Arguments from Indian Aesthetics*, Journal of Comparative Literature and Aesthetics: 1992
- Sukla, Ananta Charan, *Aesthetics Beyond/ Within Aesthetics: The Scope and Limits of Indian Aesthetics*, Journal of Comparative Literature and Aesthetics: 1995
- Sukla, Ananta Charan, *Rasa, Sringara and Sringara Rasa: Aesthetics as Mass Culture in Indian Antiquity*, Lahti (Finland): 1995
- Sukla, Ananta Charan, *Art, Nature and the Artificuality of Art and Nature: A Plea for Environmental Aesthetics in Ancient India*, Journal of Comparative Literature and Aesthetics: 1996
- Sukla, Ananta Charan, *Art, Reality and the Reality of the Arts: Ontology, Representation and The Sister Arts Theory in Indian Aesthetics*, Indian Response to Literary Theory, Delhi: 1996
- Sukla, Ananta Charan, *Emotion, Aesthetic Experience and the Contextualist Turn*, International Yearbook of Aesthetics: 1996
- Sukla, Ananta Charan, *Dhvani as a Pivot in Sanskrit Literary Aesthetics*, East and West in Aesthetics, Siena (Italy): 1997
- Sukla, Ananta Charan, *Transculturality of Classical Indian Aesthetics*, Frontiers of Transculturality in Contemporary Aesthetics, Turin (Italy): 2001
- Sukla, Ananta Charan, *Contemporary Indian Aesthetics*, Vishvanatha Kaviraja Institute (India): 1995
- Matthew Jones (January 2010). "Bollywood, Rasa and Indian Cinema: Misconceptions, Meanings and Millionaire". Visual Anthropology 23 (1): 33–43.

Welch, Stuart Cary (1985). *India: art and culture, 1300-1900*. New York: The Metropolitan Museum of Art. ISBN 9780944142134.

Course Title: Research Methodology (Theory)

Course Title: Research Methodology (Theory)	
Total Contact Hours: 128 Hrs.	Course Credits: 3
Formative Assessment Marks: 40	Duration of ESA/ EXAM: 2:30 Hours
Model Syllabus Authors: Chairman and Members of BOS – CAVA, Mysore.	Summative Assessment Marks: 60

Course Pre-requisite(s): Mention only course titles from the curriculum that are needed to be taken by the students before registering for this course.

Course Outcomes (COs): At the end of the course the student should be able to:

1. To understand the process of research methodology.
2. To understand different tools of research.
3. To understand the different types of research methods.
4. To understand the different research methods.

5. To understand the research design.
6. To understand the research ethics.
7. To understand the synopsis writing and components.

Content of Course 22 – Research Methodology (Theory)	64Hrs
Unit –01: Scientific research methodology	20/21
Chapter No. 01: Definition of Research, Objectives of research, Types of Research, Research Approaches, Research Problem, Literature Survey, Hypothesis, Research Design, Sampling, Data Collection, Hypothesis Testing, Interpretation. Chapter No. 02: Research Design, Sampling Designs, Data Collection and Validation, Hypothesis, Chapter No. 03: Paper/synopsis writing, Computer Applications, Field & Computer herds, Instrumentation, Safety Measures.	
Unit –02: Research Components	20/21
Chapter No. 04: Components of synopsis, hypothesis, objectives of research, types of research, research approaches. Chapter No. 05: Scope & Nature of research problem Chapter No. 06: Significance & Limitation of research	
Unit –03: Research in Visual Art	20/21
Chapter No. 07: Narrative, Story Telling, Sacred, History painting, Colonial Legacy, Identity issues, Nativity, Feminism, Museums & Monuments, Art & Craft, Bengal Famine, Contextual Modernism. Popular Visual Culture. Body & Material as Metaphor. Chapter No. 08: Case studies of research papers. Identifying salient areas in the field of visual arts Chapter No. 09: Synopsis writing based on selected area.	

Pedagogy - Lecture Method – Class Room Teaching. - Assignment based learning. - Visit to Visual Art Departments, libraries, Heritage Buildings, Monuments, Museums etc. - Use of Learning Recourses: -Audio – Visual aids, Films, Documentaries, Power Point Presentations.

Course Title: Synopsis

Course Title: Synopsis	
Total Contact Hours: 64 Hrs.	Course Credits: 3
Formative Assessment Marks: 60	Duration of ESA/ EXAM: Display and Viva
Model Syllabus Authors: Chairman and Members of BOS – CAVA, Mysore.	Summative Assessment Marks: 40

Note: Students has to submit a synopsis proposal before submitting synopsis, with consultation of faculty / mentor and respective department HOD. The synopsis study must be in relation to the course taught in the semester. The synopsis must be submitted in form of typed manuscript with supportable images. The document should be presented with properly bonded.

Discipline Specified Elective Courses (DSE) - 3

DSE Course 3 Painting		DSE Course 3 Sculpture		DSE Course 3 Graphics (Printmaking)	
Practical Credits	Teaching hours/semester	Practical Credits	Teaching hours/semester	Practical Credits	Teaching hours/semester
3	96	3	96	3	96

DSE Course 3 Applied Art		DSE Course 3 Photography and Photojournalism	
Practical Credits	Teaching hours/semester	Practical Credits	Teaching hours/semester
3	96	3	96

Content of DSE Course 3 - Painting (Classes conducted by Department of Painting)	96Hrs
Unit 01: Self-thought process and express through painting.	30/32
Unit 02: Execution of painting techniques and methods.	30/32
Unit 03: Selecting the medias of painting to concept or self- expression.	30/32

Content of DSE Course 3 – Sculpture (Classes conducted by Department of Sculpture)	96Hrs
Unit 01: Composing round sculpture through own thought process.	30/32
Unit 02: Self- expression through Assembling wood or stone.	30/32
Unit 03: Self- expression through Carving in wood or stone.	30/32

Content of DSE Course 3 – Graphics (Printmaking) (Classes conducted by Department of Graphics [Printmaking])	96Hrs
Unit 01: Drawing based on personal expertise and creative expression.	30/32
Unit 02: Execution of Relief printing techniques and methods.	30/32
Unit 03: Execution of Intaglio printing techniques and methods.	30/32

Content of DSE Course 3 – Applied Art (Classes conducted by Department of Applied Art)	96Hrs
Unit 01: Conceptual illustrative Exercises.	30/32
Unit 02: Story Board Illustration.	30/32
Unit 03: Editorial Illustration.	30/32

Content of DSE Course 3 – Photography & Photojournalism (Classes conducted by Department of Photography & Photojournalism)	96Hrs
Unit 01: Fashion Photography	30/32
Unit 02: Advertising Photography	30/32
Unit 03: Food Photography	30/32

Pedagogy Lecture presentations, Demonstrations, Assignment based learning.

BVA 8th Semester

Discipline Core Courses (DSC)

Course 23 Creative Painting		Course 24 Philosophy of Art – Western Aesthetics		Project / Internship	
Number of Practical Credits	Number of Teaching hours/sem	Number of Theory credits	Number of Lecture hours/sem	Number of Practical Credits	Number of Teaching hours/sem
5	160	3	64	6	192

Course Title: Creative Painting

Course Title: Creative Painting	
Total Contact Hours: 160 Hrs.	Course Credits: 5
Formative Assessment Marks: 40	Duration of ESA/ EXAM: Jury & Viva
Model Syllabus Authors: Chairman and Members of BOS – CAVA, Mysore.	Summative Assessment Marks: 60

Course Pre-requisite(s): Mention only course titles from the curriculum that are needed to be taken by the students before registering for this course.

Course Outcomes (COs): At the end of the course the student should be able to:

1. It will bring in keen observation and grasping abilities.
2. It aims to develop an understanding and transfer into visual perception on a linear format.
3. It will equip them with rendering skills and hand & mind association.
4. Course also provides opportunity to learn from the interdisciplinary domains.
5. This course allows students to deeply observe and study the nature, culture and develop visual sensibilities, perceptual skills, analytical skills and representational skills.

Content of Course – Creative Painting	160Hrs
Unit 01:	53/54
Chapter No. 01: Drawing & painting as medium of personal expression (exploration with chosen medium) Chapter No. 02: Identify and associate the mind, sense and image transformation Chapter No. 03: Exploring personal sensibilities in appropriate manner. (consider the body of work and visual sensibilities developed in oneself)	
Unit 02:	53/54
Chapter No. 04: Exercises from personal expression and continue with more emphasis on developing areas of visual art. Chapter No. 05: Analysis of contemporary linguistic explorations. Chapter No. 06: Identification of Individual compositional problems.	
Unit 03:	53/54
Chapter No. 07: Developing personal expression. Chapter No. 08: Making finished compositions with focus on personal expression and	

defending it.
Chapter No. 09: Preparations for degree show (final display). Learning about presentation of work.

Pedagogy - Lecture presentations. - Demonstrations and Studio Practices. - Assignment based learning. - Out Door Practice:- Study of Heritage Buildings, Monuments, Zoo & Museums etc. - Use of Learning Recourses: - Audio – Visual aids, Films, Documentaries & Power Point Presentations.

Reference Resources

<https://map-india.org/>
<https://www.youtube.com/watch?v=Co1wa5Cph6Y>
<https://www.youtube.com/watch?v=fQEMJt8bcbw>
<https://www.youtube.com/watch?v=nQUt68n7mJg>
https://www.youtube.com/watch?v=ULImBG_dpqg

Course Title: Philosophy of Art– Western Aesthetics

Course Title: Philosophy of Art– Western Aesthetics	
Total Contact Hours: 128 Hrs.	Course Credits: 3
Formative Assessment Marks: 40	Duration of ESA/ EXAM: 2:30 Hours
Model Syllabus Authors: Chairman and Members of BOS – CAVA, Mysore.	Summative Assessment Marks: 60

Course Pre-requisite(s): Mention only course titles from the curriculum that are needed to be taken by the students before registering for this course.

Course Outcomes (COs): At the end of the course the student should be able to:

1. To trace and understand the development of western Antithetic ideas of west
2. To know the western aesthetic ideas in relation to art works
3. To understand the value based analysis of aesthetics ideas of west
4. To understand the nature of art through aesthetic principles
5. To Understand and contrast the difference of opinion regard to aesthetics of west
6. To be sensitized to aesthetics sensibilities.

Content of Course 22 – Philosophy of Art – Western Aesthetics (Classes conducted by Department of Art History)	64Hrs
Unit –01	20/21
Chapter No. 01: Theories relating to the origin and creation of art. Communication, expression and release of emotions. Chapter No. 02: Imitation, Intuition, Inspiration, Imagination, Chapter No. 03: The role of the subconscious concepts of art and beauty with specific reference to: Plato, Aristotle, Vitruvius, langinus, Plotinus, St. Augustine and St. Aquinas.	
Unit –02	20/21
Chapter No. 04: Theories relating to works of art. Emphasis on relationship between actual works of art and the principles of aesthetics. Chapter No. 05: Organic structure, content and form, expression, Empathy, psychic distance, pleasure. Chapter No. 06: Concepts of art and beauty with special reference to Ghiberti, Leonardo da	

Vinci, Alberti, Lessing, Diderot, Baumgartner, Kant, Hegal, Clive Bell, Croce, Tolstoy.	
Unit –03	20/21
Chapter No. 07: Art in relation to society, Theories of art: Art as representation, art as pure form, art as expression. Chapter No. 08: Concepts of art and beauty with reference to: John Dewey, Santayana, Bullough, Worringer, Hume, C.J.Jung, Freud, Bradly, Marx, Engels, Sartre, Susanne Ianger, John Berger. Chapter No. 09: Comparative study of Indian Philosophy of Art, Western Philosophy of Art and Chinese Philosophy of Art.	

Pedagogy - Lecture Method – Class Room Teaching. - Assignment based learning. - Visit to Visual Art Departments, Heritage Buildings, Monuments, Museums etc. - Use of Learning Recourses: -Audio – Visual aids, Films, Documentaries, Power Point Presentations.

Reference Books

- Philosophy of Art An introduction to aesthetics, Gordon Graham, Third edition published 2005 by Routledge, <https://ia.eferit.com/ea/f4b5c438d6cb2068.pdf>
 - Paul Guyer, *A History of Modern Aesthetics*, Cambridge, Cambridge University Press, 2014 (Vol. 1: The Eighteenth Century; Vol. 2: The Nineteenth Century; Vol. 3: The Twentieth Century).
 - Wladyslaw Tatarkiewicz, *History of Aesthetics*, The Hague, Mouton, 1970 (Vol 1: Ancient Aesthetics; Vol. 2: Medieval Aesthetics; Vol. 3: Modern Aesthetics).
 - <https://www.britannica.com/topic/aesthetics/The-development-of-Western-aesthetics>
- Comparative Aesthetics, Indian & Western Aesthetics (Vol 1 & 2) Prof. Kanti Chandra Pandey.

Course Title: Project (Industry connect / Independent)

Course Title: Global Trends in Visual Art	
Total Contact Hours: 64 Hrs.	Course Credits: 6
Formative Assessment Marks: 60	Duration of ESA/ EXAM: 2:30 Hrs.
Model Syllabus Authors: Chairman and Members of BOS – CAVA, Mysore.	Summative Assessment Marks: 40

Course Pre-requisite(s): Mention only course titles from the curriculum that are needed to be taken by the students before registering for this course.

Course Outcomes (COs): At the end of the course the student should be able to:

1. To understand the cognitive aspects of student in the selected area.
2. To understand the new possibilities of meaning in existing knowledge.
3. To understand the significant knowledge resource in the specific area.
4. To understand the systematic way of research process.

Note: Students shall carry the research format, template and guidelines of research preparation and submission from the respective Department heads and mentor.

Discipline Specified Elective Courses (DSE) - 4

DSE Course 4 Painting		DSE Course 4 Sculpture		DSE Course 4 Graphics (Printmaking)	
Practical Credits	Teaching hours/semester	Practical Credits	Teaching hours/semester	Practical Credits	Teaching hours/semester
3	96	3	96	3	96

DSE Course 4 Applied Art		DSE Course 4 Photography and Photojournalism	
Practical Credits	Teaching hours/semester	Practical Credits	Teaching hours/semester
3	96	3	96

Content of DSE Course 4 - Painting (Classes conducted by Department of Painting)	96Hrs
Unit 01: Continue the personal art practice.	30/32
Unit 02: Experiment and understanding of the new ways of painting.	30/32
Unit 03: Art practice and its possibilities through painting.	30/32

Content of DSE Course 4 – Sculpture (Classes conducted by Department of Sculpture)	96Hrs
Unit 01: Continue the self-thought process in sculpture.	30/32
Unit 02: Express expression through wood or stone. (any process)	30/32
Unit 03: Express expression through metal sculpture. (any process)	30/32

Content of DSE Course 4 – Graphics (Printmaking) (Classes conducted by Department of Graphics [Printmaking])	96Hrs
Unit 01: Drawing based on personal expertise and creative expression.	30/32
Unit 02: Execution of Planography printing techniques and methods	30/32
Unit 03: Execution of Serigraphy printing techniques and methods.	30/32

Content of DSE Course 4 – Applied Art (Classes conducted by Department of Applied Art)	96Hrs
Unit 01: Advertising Layouts for Commercial Services.	30/32
Unit 02: Info graphics.	30/32
Unit 03: Publication Illustration, Fashion Illustration.	30/32

Content of DSE Course 4 – Photography & Photojournalism (Classes conducted by Department of Photography & Photojournalism)	96Hrs
Unit 01: Action Photography	30/32
Unit 02: Drone Photography	30/32
Unit 03: C 3 Assignment	30/32

Pedagogy Lecture presentations, Demonstrations, Assignment based learning.

DEPARTMENT OF GRAPHICS (PRINTMAKING)

CAVA, MYSORE

Program Credit Structure of Bachelor of Visual Arts (B.V.A.) 4 Years

Department of Graphics (Printmaking) Specialization

Foundation in Visual Arts - Bachelor of Visual Arts (B.V.A.) 1 st Year Program							
Sem	Discipline Core Major (DSC)& Miner Discipline Core (MDC) (Credits)	Discipline Electives (DSE) / Open Electives (OE) (Credits)	Ability Enhancement Compulsory Courses (AECC), Languages (Credits)		Skill Enhancement Courses (SEC) (Credits)		Total credits
					Skill Based (SB)	Value Based (VB)	
I	C1 - (4 Credits) C2 - (4 Credits) C3 - (4 Credits)	OE-1 (3)	L1 - 1 (3) L2 - 1 (3)		SEC-1 (2)	Yoga (1) Health & Wellness (1)	25 / 26
II	C4 - (4 Credits) C5 - (4 Credits) C6 - (4 Credits)	OE-2 (3)	L1 - 2 (3) L2 - 2 (3)	EVS (3)		Sports (1) NCC/NSS/R&R / Cultural (1)	25 / 26
Exit point with Certificate (with completion of courses equal to a minimum of 48 credits)& Entry Point for BVA Graphics (Printmaking) Specialization courses							
III	C7 – Printmaking Composition-1 (5 Credits) C8 – Drawing - 1(4 Credits) C9 – Art History (3 Credits)	OE-3 (3)	L1 - 3 (3) L2 - 3 (3)		SEC-2 (2)	Sports (1) NCC/NSS/R&R (S&G)/ Cultural (1)	25
IV	C10 – Printmaking Composition-2(5 Credits) C11 – Drawing- 2 (4 Credits) C12 – Art History (3 Credits)		L1 - 4 (3) L2 - 4 (3)	CI (3)		Sports (1) NCC/NSS/R&R (S&G)/ Cultural (1)	25
Exit point with Diploma in Visual Arts Graphics (Printmaking) (with completion of courses equal to a minimum of 96 credits or continue studies with both subjects as majors)							
V	C13 – Printmaking Composition-3 (5 Credits) C14 – Drawing- 3 (4 Credits) C15 – Engraving (3 Credits) C16 – Art History (3 Credits)	Vocational-1 (3) DSE-1 (3)			SEC-3 (2)	Sports (1) NCC/NSS/R&R (S&G)/ Cultural (1)	25
VI	C17 – Printmaking Composition-4 (5 Credits) C18 – Drawing- 4 (4 Credits) C19 – Fabric Printing (3 Credits) C20 – Art History (3 Credits)	Vocational-2 (3) DSE-2 (3)			SEC-4 (2)	Sports (1) NCC/NSS/R&R (S&G)/ Cultural (1)	25
Exit point with Bachelor of Visual Arts, B.V.A. in Graphics (Printmaking) (with completion of courses equal to a minimum of 140 credits or continue studies)							
VII	C21 – Drawing & Printmaking (5 Credits) C22 – Philosophy of Art (3 Credits)	Vocational-3 (3) DSE-3 (3) Res. Methodology & Synopsis (3+3)					20
VIII	C23 – Drawing & Printmaking (5 Credits) C24 – Philosophy of Art (3 Credits)	Vocational-4 (3) DSE-4 (3) Res. Project (6) *					20
Award of Bachelor of Visual Arts, B.V.A. Degree with Honours, in Graphics (Printmaking)							

(with completion of courses equal to a minimum of 180 credits or continue studies)

* In lieu of the research Project, two additional elective papers/ Internship may be offered.

Bachelor of Department of Graphics (Printmaking) (B.V.A.) 3 rd Year Program							
V	C13 – Printmaking Composition - 3 (5 Credits)	Vocational-1 (3)			SEC-3 Critical Thinking & Problem Solving or Some other SEC (2) (1+0+2)	Sports (1) (0+0+2)	25
	C14 - Drawing - 3 (4 Credits)	DSE-1 Painting/ Sculpture/ Graphics/ Applied Art/ Photography and Photojournalism (3)			NCC/NSS/R&R (S&G)/ Cultural (1) (0+0+2)		
	C15 – Engraving (3 Credits)						
	C16 - Art History – Indian Art Part – 2 (3 Credits)						
VI	C17 - Printmaking Composition - 4 (5 Credits)	Vocational-2 (3)			SEC-4 Societal Communic ation or Some other SEC (2) (1+0+2)	Sports (1) (0+0+2)	25
	C18 - Drawing - 4 (4 Credits)	DSE-2 Painting/ Sculpture/ Graphics/ Applied Art/ Photography and Photojournalism (3)			NCC/NSS/R&R (S&G)/ Cultural (1) (0+0+2)		
	C19 – Fabric Printing (3 Credits)						
	C20 - Art History – Western Art Part – 2 (3 Credits)						
Exit point with Bachelor of Visual Arts (B.V.A.) in Graphics (Printmaking) (with completion of courses equal to a minimum of 140 credits) or continue studies)							

Bachelor of Department of Graphics (Printmaking) (B.V.A.) 4th Year Program							
VII	C21 – Drawing & Printmaking (5 Credits) C22 - Philosophy of Art – Indian Aesthetics (3 Credits)	Vocational-3 (3) DSE-3 Painting/ Sculpture/ Graphics/ Applied Art/ Photography and Photojournalism (3) Res. Methodology and Synopsis (3+3)					20
VIII	C23 - Drawing & Printmaking (5 Credits) C24 - Philosophy of Art – Western Aesthetics (3 Credits)	Vocational-4 (3) DSE-4 Painting Sculpture/ Graphics/ Applied Art/ Photography and Photojournalism (3) Res. Project (6) *					20
Award of Bachelor of Visual Arts (B.V.A.) Degree with Honours, in Graphics (Printmaking) (with completion of courses equal to a minimum of 180 credits) or continue studies							

* In lieu of the research Project, two additional elective papers/ Internship may be offered.

Acronyms Expanded

DSC:	Discipline Specific Core (Course)
DSE:	Discipline Specific Elective
OEC:	Open Elective Course
AECC:	Ability Enhancement Compulsory Course
SEC-SB/VB:	Skill Enhancement Course-Skill Based/ Value Based
FA:	Formative Assessment / Internal Assessment (IA)
SA:	Summative Assessment / Semester End Examination. (SEE)
L+T+P:	Lecture + Tutorial + Practical(s)

THE FOLLOWING TABLES INDICATES EACH SUBJECT & SCHEME OF EXAMINATION

Pattern of Examination – Distribution of Marks & L : T : P Pattern

Program: Bachelor of Visual Arts (B.V.A.)

Department of Graphics (Printmaking) Specialization

V - Semester

Core Course											
SEM	Core Course & Credits - L : T : P	Course Type	IA- Theory		Exam	IA- Practical's		Exam	Max-Marks	Min-Pass C1+C2+C3	Examination Type & Hours
			C1	C2	C3	C1	C2	C3			
V	Printmaking Composition - 3 (5 Credits) (0+ 2+ 3)	DSC 13	0	0	0	20	20	60	100	40	Display & Viva
V	Drawing - 3 (4 Credits) (0+ 1+ 3)	DSC 14	0	0	0	20	20	60	100	40	Display & Viva
V	Engraving (3 Credits) (0+ 1+ 2)	DSC 15	0	0	0	20	20	60	100	40	Display & Viva
V	Art History (Indian Art Part – 2) (3 Credits) (2+ 1+ 0)	DSC 16	20	20	60	0	0	0	100	40	2:30 Hour
SKILL Enhancement Courses											
V	Critical Thinking & Problem Solving or Some other (2 Credits) (1+0+ 1)	SEC – SB 3	0	0	0	25	25	50	20	2 Hour	
V	Sports (1 Credits) (0+0+2)	SEC – VB 3	0	0	0	25	25	50	20	Display & Viva	
V	NCC/ NSS/ R&R(S&G)/ Cultural (1 Credits) (0+0+2)		0	0	0	25	25	50	20		
Discipline Specified Electives											
V	Painting/ Sculpture/ Graphics/ Applied Art/ Photography and Photojournalism (3 Credits) (0+1+2)	DSE - 1	0	0	0	20	20	60	100	40	Display & Viva
V	Vocational – 1 (3 Credits) (0+1+2)	VC - 1	0	0	0	20	20	60	100	40	Display & Viva
Discipline Specified Electives offered by the college (any one of the following)											
Discipline Specified Electives											
V	Painting	DSE - 1	0	0	0	20	20	60	100	40	Display & Viva
V	Sculpture	DSE - 1	0	0	0	20	20	60	100	40	Display & Viva
V	Graphics (Printmaking)	DSE - 1	0	0	0	20	20	60	100	40	Display & Viva
V	Applied Art	DSE - 1	0	0	0	20	20	60	100	40	Display & Viva
V	Photography and Photojournalism	DSE - 1	0	0	0	20	20	60	100	40	Display & Viva
Vocational Courses (Course will have offered as per university Instructions)											
V	Vocational - 1	VC - 1	0	0	0	20	20	60	100	40	Display & Viva

Department of Graphics (Printmaking) Specialization

VI - Semester

Core Course											
SEM	Core Course & Credits - L : T : P	Course Type	IA- Theory		Exam	IA- Practical's		Exam	Max-Marks	Min-Pass C1+C2+C3	Examination on Type & Hours
			C1	C2	C3	C1	C2	C3			
VI	Printmaking Composition - 4 (5 Credits) (0+ 2+ 3)	DSC 17	0	0	0	20	20	60	100	40	Display & Viva
VI	Drawing - 4 (4 Credits) (0+ 1+ 3)	DSC 18	0	0	0	20	20	60	100	40	Display & Viva
VI	Fabric Printing - 2 (3 Credits) (0+ 1+ 2)	DSC 19	0	0	0	20	20	60	100	40	Display & Viva
VI	Art History (Western Art Part -2) (3 Credits) (2+ 1+ 0)	DSC 20	20	20	60	0	0	0	100	40	2:30 Hour
Skill Enhancement Courses											
VI	Societal Communication or Some other (2 Credits) (1+0+1)	SEC – SB 4	0	0	0	25	25	50	20	2 Hour	
VI	Sports (1 Credits) (0+0+2)	SEC – VB 4	0	0	0	25	25	50	20	Display & Viva	
VI	NCC/ NSS/ R&R(S&G)/ Cultural (1 Credits) (0+0+2)										
Discipline Specified Electives											
VI	Painting/ Sculpture/ Graphics/ Applied Art/ Photography and Photojournalism (3 Credits) (0+1+2)	DSE - 2	0	0	0	20	20	60	100	40	Display & Viva
VI	Vocational - 2	VC-2	0	0	0	20	20	60	100	40	Display & Viva

Discipline Specified Electives offered by the college (any one of the following)

Discipline Specified Electives											
VI	Painting	DSE - 2	0	0	0	20	20	60	100	40	Display & Viva
VI	Sculpture	DSE - 2	0	0	0	20	20	60	100	40	Display & Viva
VI	Graphics (Printmaking)	DSE - 2	0	0	0	20	20	60	100	40	Display & Viva
VI	Applied Art	DSE - 2	0	0	0	20	20	60	100	40	Display & Viva
VI	Photography and Photojournalism	DSE - 2	0	0	0	20	20	60	100	40	Display & Viva

Vocational Courses (Course will have offered as per university Instructions)											
VI	Vocational - 2	VC-2	0	0	0	20	20	60	100	40	Display & Viva

Format of Examination Paper

Practical Papers – Total Marks – 60

Display and Viva Voce = 60

Theory Papers – Total Marks – 60

Part A

10 Questions of 2 Marks Each = 20

Part B

4 Questions of 5 Marks Each = 20

Part C

2 Questions of 10 Marks Each = 20

Department of Graphics (Printmaking) Specialization

VII - Semester

Core Course											
SEM	Core Course & Credits - L : T : P	Course Type	IA- Theory		Exam	IA- Practical's		Exam	Max-Marks	Min-Pass C1+C2+C3	Examination Type & Hours
			C1	C2	C3	C1	C2	C3			
VII	Drawing and Printmaking (5 Credits) (0+ 2+ 3)	DSC 13	0	0	0	20	20	60	100	40	Display & Viva
VII	Philosophy of Art – Indian Aesthetics (3 Credits) (2+ 1+ 0)	DSC 16	20	20	60	0	0	0	100	40	2:30 Hour
Discipline Specified Electives											
VII	Painting/ Sculpture/ Graphics/ Applied Art/ Photography and Photojournalism (3 Credits) (0+1+2)	DSE - 3	0	0	0	20	20	60	100	40	Display & Viva
VII	Research Synopsis (Project) (3 Credits) (0+1+2)		0	0	0	30	30	40	100	40	Display & Viva
VII	Research Methodology (Theory) (3 Credits) (2+1+0)		20	20	60	0	0	0	100	40	2:30 Hour
VII	Vocational - 3	VC-3	0	0	0	20	20	60	100	40	Display & Viva

Discipline Specified Electives offered by the college (any one of the following)

Discipline Specified Electives											
VII	Painting	DSE - 3	0	0	0	20	20	60	100	40	Display & Viva
VII	Sculpture	DSE - 3	0	0	0	20	20	60	100	40	Display & Viva
VII	Graphics (Printmaking)	DSE - 3	0	0	0	20	20	60	100	40	Display & Viva
VII	Applied Art	DSE - 3	0	0	0	20	20	60	100	40	Display & Viva
VII	Photography and Photojournalism	DSE - 3	0	0	0	20	20	60	100	40	Display & Viva

Vocational Courses (Course will have offered as per university Instructions)											
VII	Vocational - 3	VC-3	0	0	0	20	20	60	100	40	Display & Viva

Format of Examination Paper

Practical Papers – Total Marks – 60

Display and Viva Voce = 60

Project Papers – Total Marks – 40

Display and Viva Voce = 40

Theory Papers – Total Marks – 60

Part A

10 Questions of 2 Marks Each = 20

Part B

4 Questions of 5 Marks Each = 20

Part C

2 Questions of 10 Marks Each = 20

Department of Graphics (Printmaking) Specialization

VIII - Semester

Core Course											
SEM	Core Course & Credits - L : T : P	Course Type	IA- Theory		Exam	IA- Practical's		Exam	Max-Marks	Min-Pass C1+C2+C3	Examination Type & Hours
			C1	C2	C3	C1	C2	C3			
VIII	Drawing and Printmaking (5 Credits) (0+ 2+ 3)	DSC 13	0	0	0	20	20	60	100	40	Display & Viva
VIII	Philosophy of Art – Western Aesthetics (3 Credits) (2+ 1+ 0)	DSC 16	20	20	60	0	0	0	100	40	2:30 Hour
Discipline Specified Electives											
VIII	Painting/ Sculpture/ Graphics/ Applied Art/ Photography and Photojournalism (3 Credits) (0+1+2)	DSE - 4	0	0	0	20	20	60	100	40	Display & Viva
VIII	Project / Internship (6 Credits) (0+2+4)		0	0	0	30	30	40	100	40	Display & Viva
VIII	Vocational - 4	VC-4	0	0	0	20	20	60	100	40	Display & Viva

Discipline Specified Electives offered by the college (any one of the following)

Discipline Specified Electives											
VIII	Painting	DSE - 4	0	0	0	20	20	60	100	40	Display & Viva
VIII	Sculpture	DSE - 4	0	0	0	20	20	60	100	40	Display & Viva
VIII	Graphics (Printmaking)	DSE - 4	0	0	0	20	20	60	100	40	Display & Viva
VIII	Applied Art	DSE - 4	0	0	0	20	20	60	100	40	Display & Viva
VIII	Photography and Photojournalism	DSE - 4	0	0	0	20	20	60	100	40	Display & Viva

Vocational Courses (Course will have offered as per university Instructions)											
VIII	Vocational - 4	VC-4	0	0	0	20	20	60	100	40	Display & Viva

Format of Examination Paper

Practical Papers – Total Marks – 60

Display and Viva Voce = 60

Project Papers – Total Marks – 40

Display and Viva Voce = 40

Theory Papers – Total Marks – 60

Part A

10 Questions of 2 Marks Each = 20

Part B

4 Questions of 5 Marks Each = 20

Part C

2 Questions of 10 Marks Each = 20

BVA 5th Semester

Discipline Core Courses (DSC)

Course 13 Printmaking Composition - 3		Course 14 Drawing - 3		Course 15 Engraving		Course 16 Art History (Indian Art Part – 2)	
Number of Practical Credits	Number of Teaching hours/sem	Number of Practical Credits	Number of Teaching hours/sem	Number of Practical Credits	Number of Teaching hours/sem	Number of Theory credits	Number of Lecture hours/sem
5	160	4	128	3	96	3	64

Course Title: Printmaking Composition – 3

Course Title: Printmaking Composition - 3	
Total Contact Hours: 160 Hrs.	Course Credits: 5
Formative Assessment Marks: 40	Duration of ESA/ EXAM: Jury & Viva
Model Syllabus Authors: Chairman and Members of BOS – CAVA, Mysore.	Summative Assessment Marks: 60

Course Pre-requisite(s): Mention only course titles from the curriculum that are needed to be taken by the students before registering for this course.

Course Outcomes (COs): At the end of the course the student should be able to:

1. This course allows students to deeply observe and study the nature, culture and develop visual sensibilities, perceptual skills, analytical skills and representational skills through printmaking process.
2. It will bring in keen observation and grasping abilities of personal experience. It aims to develop an understanding and transfer into printmaking perception.
3. Course build ability to express personal experience as a printmaking composition.
4. Course offers experimental and technical approach of printmaking process.
5. It will equip them with rendering skills and hand grip in planography printing process.
6. Course also provides opportunity to learn from the interdisciplinary domains.

Content of Course 13 – Printmaking Composition – 3 (Planography Printing Process)	160Hrs
Unit 01:	53/54
Chapter No. 01: Creating drawing with personal experience. Chapter No. 02: Creating drawing from nature and life. Chapter No. 03: Creating composition suitable for planography process.	
Unit 02:	53/54
Chapter No. 04: Exploration with different planography mediums. Chapter No. 05: Understanding planography with lithostone. Chapter No. 06: Exploring planography with plate lithography.	
Unit 03:	53/54
Chapter No. 07: Understanding offset lithography. Chapter No. 08: Study of components of lithography. Chapter No. 09: Possibilities of new innovations and technology in lithography.	

Pedagogy - Lecture presentations. - Demonstrations and Studio Practices. - Assignment based learning. - Out Door Practice:- Study of Heritage Buildings, Monuments, Zoo & Museums etc. - Use of Learning Recourses: - Audio – Visual aids, Films, Documentaries & Power Point Presentations.

Course Title: Drawing – 3

Course Title: Drawing - 3	
Total Contact Hours: 128 Hrs.	Course Credits: 4
Formative Assessment Marks: 40	Duration of ESA/ EXAM: Jury & Viva
Model Syllabus Authors: Chairman and Members of BOS – CAVA, Mysore.	Summative Assessment Marks: 60

Course Pre-requisite(s): Mention only course titles from the curriculum that are needed to be taken by the students before registering for this course.

Course Outcomes (COs): At the end of the course the student should be able to:

(Write 3-7 course outcomes. Course outcomes are statements of observable student actions that serve as evidence of knowledge, skills and values acquired in this course)

1. It will bring in keen observation and grasping abilities. It aims to develop an understanding and transfer into visual perception on a linear format.
2. It will equip them with rendering skills and hand grip is learnt.
3. Course also provides opportunity to learn from the interdisciplinary domains.
4. This course allows students to deeply observe and study the nature, culture and develop visual sensibilities, perceptual skills, analytical skills and representational skills.

Content of Course 14 – Drawing – 3	128Hrs
Unit –01: Basics of Drawing	40/42
Chapter No. 01: Figure drawing and construction. Chapter No. 02: Stressing line and forms. Chapter No. 03: Study of anatomy as the basis for understanding the human figure. (Black and Wight)	
Unit –02: Life study drawing	40/42
Chapter No. 04: Study the structure of humans, animal, bird and insects through outdoor practice. Chapter No. 05: Studio practice and rendering. (Object study, Still life, etc.) Chapter No. 06: Study of individual parts of human and animals with moments.	
Unit –03: Drawing Composition	40/42
Chapter No. 07: Composition drawing with study of texture, form, tone, etc. Chapter No. 08: Drawing as medium of imitation. Chapter No. 09: Expressing drawing through deferent methods and medias.	

Pedagogy - Lecture presentations. - Demonstrations and Studio Practices. - Assignment based learning. - Out Door Practice:- Study of Heritage Buildings, Monuments, Zoo & Museums etc. - Use of Learning Recourses: - Audio – Visual aids, Films, Documentaries & Power Point Presentations.

Course Title: Engraving

Course Title: Engraving	
Total Contact Hours: 96 Hrs.	Course Credits: 3
Formative Assessment Marks: 40	Duration of ESA/ EXAM: Jury & Viva
Model Syllabus Authors: Chairman and Members of BOS – CAVA, Mysore.	Summative Assessment Marks: 60

Course Pre-requisite(s): Mention only course titles from the curriculum that are needed to be taken by the students before registering for this course.

Course Outcomes (COs): At the end of the course the student should be able to:

(Write 3-7 course outcomes. Course outcomes are statements of observable student actions that serve as evidence of knowledge, skills and values acquired in this course)

1. It will bring in keen observation and grasping abilities. It aims to develop an understanding and transfer into visual perception on a linear format.
2. It will equip them with rendering skills and hand grip is learnt.
3. Course also provides opportunity to learn from the interdisciplinary domains.
4. This course allows students to deeply observe and study the nature, culture and develop visual sensibilities, perceptual skills, analytical skills and representational skills.

Content of Course 15 – Engraving (Process and Methods)	96 Hrs
Unit –01:	32
Chapter No. 01: Drawing as medium of personal expression. Chapter No. 02: Drawing from nature and manmade world. Chapter No. 03: Exploration of drawing appropriate to engraving method.	
Unit –02:	32
Chapter No. 04: Different types of engraving methods. Chapter No. 05: Different stage of engraving process. Chapter No. 06: Engraving tools and their possibilities.	
Unit –03:	32
Chapter No. 07: Exploration with tonal gradations. Chapter No. 08: Exploration of hatching and cross hatching. Chapter No. 09: Exploration with different thickness of lines.	

Pedagogy - Lecture presentations. - Demonstrations and Studio Practices. - Assignment based learning. - Out Door Practice:- Study of Heritage Buildings, Monuments, Zoo & Museums etc. - Use of Learning Recourses: - Audio – Visual aids, Films, Documentaries & Power Point Presentations.

Course Title: Art History (Indian Art Part – 2)

Course Title: Art History (Indian Art Part – 2)	
Total Contact Hours: 128 Hrs.	Course Credits: 4
Formative Assessment Marks: 40	Duration of ESA/ EXAM: 2:30 Hours
Model Syllabus Authors: Chairman and Members of BOS – CAVA, Mysore.	Summative Assessment Marks: 60

Course Pre-requisite(s): Mention only course titles from the curriculum that are needed to be taken by the students before registering for this course.

Course Outcomes (COs): At the end of the course the student should be able to:

6. To understand the development of history of art making from the past
7. To understand the visual language of various phases of medieval to modern times.
8. To understand the impact of pictorial composition of miniatures.
9. To understand the colonial impact on classical traditions of Indian art.
10. To understand the emergence of modern art language in Indian art

Content of Course 16 – Art History (Indian Art Part – 2) (Classes conducted by Department of Art History)	64Hrs
Unit –01: Medieval Art History	20/21
Chapter No. 01: Vijayanagara Art & Architecture. Chapter No. 02: Islamic Art & Architecture in India. (Mughal and Deccan Sultanets) Chapter No. 03: Company School of Art.	
Unit –02: Indian Minatare Painting Schools and Styles	20/21
Chapter No. 04: Mughal and Sultante schools. Chapter No. 05: Rajasthani and Pahari Schools. Chapter No. 06: Deccani School.	
Unit –03: Modern and Colonial Indian art	20/21
Chapter No. 07: Company School of Art Chapter No. 08: Bengal Revivalism Chapter No. 09: Modern and Contemporary Art Movements in Indian	

Pedagogy - Lecture Method – Class Room Teaching. - Assignment based learning. - Visit to Visual Art Departments, Heritage Buildings, Monuments, Museums etc. - Use of Learning Recourses: -Audio – Visual aids, Films, Documentaries, Power Point Presentations.

Reference Books

References of all common theory (Art History and Philosophy of Art) were mentioned in Painting department syllabus.

Discipline Specified Elective Courses (DSE) - 1

DSE Course 1 Painting		DSE Course 1 Sculpture		DSE Course 1 Graphics (Printmaking)	
Practical Credits	Teaching hours/semester	Practical Credits	Teaching hours/semester	Practical Credits	Teaching hours/semester
3	96	3	96	3	96

DSE Course 1 Applied Art		DSE Course 1 Photography and Photojournalism	
Practical Credits	Teaching hours/semester	Practical Credits	Teaching hours/semester
3	96	3	96

Content of DSE Course 1 - Painting (Classes conducted by Department of Painting)	96Hrs
Unit 01: Transformation of observation into suitable painting medium.	30/32
Unit 02: Contemplation the expression in different formats & surfaces. (Canvas, paper, wood, metal, etc.)	30/32
Unit 03: Personal expression through painting medias and possibilities.	30/32

Content of DSE Course 1 – Sculpture (Classes conducted by Department of Sculpture)	96Hrs
Unit 01: Relief sculpture practice in different medias with personal expression.	30/32
Unit 02: Transform self-expression in to tree dimension and practice maquettes and sculpture making in clay.	30/32
Unit 03: Tools and techniques of molding and casting, practice in any one media.	30/32

Content of DSE Course 1 – Graphics (Printmaking) (Classes conducted by Department of Graphics [Printmaking])	96Hrs
Unit 01: Expressing drawing through printing process.	30/32
Unit 02: Execution of planography with lithography and platography.	30/32
Unit 03: Exploration of drawing appropriate to engraving method.	30/32

Content of DSE Course 1 – Applied Art (Classes conducted by Department of Applied Art)	96Hrs
Unit 01: Raster Graphics - Using one of the quotes, create one typographical poster that will make the key parts of the message stand out for the reader.	30/32
Unit 02: Raster Graphics - Create one cool typographic poster using your favorite quote.	30/32
Unit 03: Raster Graphics - Create one cool typographic poster using your favorite Image or Illustration.	30/32

Content of DSE Course 1 – Photography & Photojournalism (Classes conducted by Department of Photography & Photojournalism)	96Hrs
Unit 01: Lighting in photography	30/32
Unit 02: High key & Low key Photography	30/32
Unit 03: Industrial Photography	30/32

Pedagogy Lecture presentations, Demonstrations, Assignment based learning.

BVA 6th Semester

Discipline Core Courses (DSC)

Course 17 Printmaking Composition - 4		Course 18 Drawing - 4		Course 19 Fabric Printing		Course 20 Art History (Western Art Part – 2)	
Number of Practical Credits	Number of Teaching hours/sem	Number of Practical Credits	Number of Teaching hours/sem	Number of Practical Credits	Number of Teaching hours/sem	Number of Theory credits	Number of Lecture hours/sem
5	160	4	128	3	96	3	64

Course Title: Printmaking Composition – 4

Course Title: Printmaking Composition – 4	
Total Contact Hours: 160 Hrs.	Course Credits: 5
Formative Assessment Marks: 40	Duration of ESA/ EXAM: Jury & Viva
Model Syllabus Authors: Chairman and Members of BOS – CAVA, Mysore.	Summative Assessment Marks: 60

Course Pre-requisite(s): Mention only course titles from the curriculum that are needed to be taken by the students before registering for this course.

Course Outcomes (COs): At the end of the course the student should be able to:

1. This course allows students to deeply observe and study the nature, culture and develop visual sensibilities, perceptual skills, analytical skills and representational skills through printmaking process.
2. It will bring in keen observation and grasping abilities of personal experience. It aims to develop an understanding and transfer into printmaking perception.
3. Course build ability to express personal experience as a printmaking composition.
4. Course offers experimental and technical approach of printmaking process.
5. It will equip them with rendering skills and hand grip in Serigraphy printing process.
6. Course also provides opportunity to learn from the interdisciplinary domains.

Content of Course 17 – Printmaking Composition – 4 (Serigraphy Printing Process)	160Hrs
Unit 01:	53/54
Chapter No. 01: Drawing on a medium of personal expression. Chapter No. 02: Transferring natural and manmade world into drawing. Chapter No. 03: Exploring the drawing for silkscreen process.	
Unit 02:	53/54
Chapter No. 04: Understanding the direct method of silkscreen printing process.(Outdoor) Chapter No. 05: Understanding the indirect method of silkscreen printing.(Indoor) Chapter No. 06: Study of different components used in serigraphy.	
Unit 03:	53/54
Chapter No. 07: Exploring the serigraphy work based on drawing.(Block method) Chapter No. 08: Exploring the serigraphy work based on photographic images.(-ve & +ve) Chapter No. 09: Exploring serigraphy on various surfaces.	

Pedagogy - Lecture presentations. - Demonstrations and Studio Practices. - Assignment based learning. - Out Door Practice:- Study of Heritage Buildings, Monuments, Zoo & Museums etc. - Use of Learning Recourses: - Audio – Visual aids, Films, Documentaries & Power Point Presentations.

Course Title: Drawing – 4

Course Title: Drawing – 4	
Total Contact Hours: 128 Hrs.	Course Credits: 4
Formative Assessment Marks: 40	Duration of ESA/ EXAM: Jury & Viva
Model Syllabus Authors: Chairman and Members of BOS – CAVA, Mysore.	Summative Assessment Marks: 60

Course Pre-requisite(s): Mention only course titles from the curriculum that are needed to be taken by the students before registering for this course.

Course Outcomes (COs): At the end of the course the student should be able to:

1. It will bring in keen observation and grasping abilities. It aims to develop an understanding and transfer into visual perception on a linear format.
2. It will equip them with rendering skills and hand grip is learnt.
3. Course also provides opportunity to learn from the interdisciplinary domains.
4. This course allows students to deeply observe and study the nature, culture and develop visual sensibilities, perceptual skills, analytical skills and representational skills.

Content of Course 18 – Drawing – 4	128Hrs
Unit –01: Basics Drawing	40/42
Chapter No. 01: Analytical study of life drawing. Chapter No. 02: Refining technical abilities in drawing. Chapter No. 03: Exploring different forms of rendering.	
Unit –02: Life study drawing	40/42
Chapter No. 04: Observation and understanding structure of human drawing. Chapter No. 05: Study of individual human Anatomy with surroundings. Chapter No. 06: Study of human body in different gesture and expression.	
Unit –03: Drawing Composition	40/42
Chapter No. 07: Drawing as medium of expression. Chapter No. 08: Drawing as medium of imagination. Chapter No. 09: Expressing drawing through printing process.	

Pedagogy - Lecture presentations. - Demonstrations and Studio Practices. - Assignment based learning. - Out Door Practice:- Study of Heritage Buildings, Monuments, Zoo & Museums etc. - Use of Learning Recourses: - Audio – Visual aids, Films, Documentaries & Power Point Presentations.

Course Title: Fabric Printing

Course Title: Fabric Printing	
Total Contact Hours: 96 Hrs.	Course Credits: 3
Formative Assessment Marks: 40	Duration of ESA/ EXAM: Jury & Viva
Model Syllabus Authors: Chairman and Members of BOS – CAVA, Mysore.	Summative Assessment Marks: 60

Course Pre-requisite(s): Mention only course titles from the curriculum that are needed to be taken by the students before registering for this course.

Course Outcomes (COs): At the end of the course the student should be able to:

(Write 3-7 course outcomes. Course outcomes are statements of observable student actions that serve as evidence of knowledge, skills and values acquired in this course)

1. It will bring in keen observation and grasping abilities. It aims to develop an understanding and transfer into visual perception on a linear format.
2. It will equip them with rendering skills and hand grip is learnt.
3. Course also provides opportunity to learn from the interdisciplinary domains.
4. This course allows students to deeply observe and study the nature, culture and develop visual sensibilities, perceptual skills, analytical skills and representational skills.

Content of Course 19 – Fabric printing (Methods and Process)	96 Hrs
Unit –01:	32
Chapter No. 01: Exploration towards fabric printing. Chapter No. 02: Different types of fabric printing. Chapter No. 03: Defining eco printing.	
Unit –02:	32
Chapter No. 04: Study of pigments in fabric printing. Chapter No. 05: Exploration of cyanotype printing on fabric. Chapter No. 06: Study of motif and trends in Indian fabric printing.	
Unit –03:	32
Chapter No. 07: Understanding Indian woodblock printing process. Chapter No. 08: Methods and techniques of woodblock printing process. Chapter No. 09: Exploring the natural pigments in printing. (Vegetable dyes)	

Pedagogy - Lecture presentations. - Demonstrations and Studio Practices. - Assignment based learning. - Out Door Practice:- Study of Heritage Buildings, Monuments, Zoo & Museums etc. - Use of Learning Recourses: - Audio – Visual aids, Films, Documentaries & Power Point Presentations.

Course Title: Art History (Western Art Part – 2)

Course Title: Art History (Western Art Part – 2)	
Total Contact Hours: 128 Hrs.	Course Credits: 4
Formative Assessment Marks: 40	Duration of ESA/ EXAM: 2:30 Hours
Model Syllabus Authors: Chairman and Members of BOS – CAVA, Mysore.	Summative Assessment Marks: 60

Course Pre-requisite(s): Mention only course titles from the curriculum that are needed to be taken by the students before registering for this course.

Course Outcomes (COs): At the end of the course the student should be able to:

8. To trace the development of art in the west
9. To understand and distinguish the visual language of art from 15th Century onwards
10. To understand the interface of religious ideas and secular thinking in the art of west.
11. To understand and assimilate the enlightenment thinking on art of post 18th Century.
12. To understand the development of history painting in the west
13. To understand the impact of technology and industrialization on art practice.

14. To understand the impact post world war in art making in Germany and America.
To understand the expanded artistic expression in 21th Century new media art development.

Content of Course 20 – Art History (Western Art Part – 2) (Classes conducted by Department of Art History)	64Hrs
Unit –01	20/21
Chapter No. 01: Renaissance in North. Chapter No. 02: Mannerism. Chapter No. 03: Baroque & Rococo.	
Unit –02: The Modern World	20/21
Chapter No. 04: Neo Classism & Romanticism. Chapter No. 05: Realism and Impressionism. Chapter No. 06: Post Impressionism & Expressionism.	
Unit –03: Twentieth Century Art Moments	20/21
Chapter No. 07: Cubism and Abstract art movements. Chapter No. 08: Pop Art and Major 20 th century art movements. Chapter No. 09: 21 st century and Contemporary art movements.	

Pedagogy - Lecture Method – Class Room Teaching. - Assignment based learning. - Visit to Visual Art Departments, Heritage Buildings, Monuments, Museums etc. - Use of Learning Recourses: -Audio – Visual aids, Films, Documentaries, Power Point Presentations.

Reference Books

References of all common theory (Art History and Philosophy of Art) were mentioned in Painting department syllabus.

Discipline Specified Elective Courses (DSE) - 2

DSE Course 2 Painting		DSE Course 2 Sculpture		DSE Course 2 Graphics (Printmaking)	
Practical Credits	Teaching hours/semester	Practical Credits	Teaching hours/semester	Practical Credits	Teaching hours/semester
3	96	3	96	3	96

DSE Course 2 Applied Art		DSE Course 2 Photography and Photojournalism	
Practical Credits	Teaching hours/semester	Practical Credits	Teaching hours/semester
3	96	3	96

Content of DSE Course 2 - Painting (Classes conducted by Department of Painting)	96Hrs
Unit 01: Possibilities and methods of basic painting process.	30/32
Unit 02: Practice any one media of painting with self-expression.	30/32
Unit 03: Develop the composition through day to day life.	30/32

Content of DSE Course 2 – Sculpture (Classes conducted by Department of Sculpture)	96Hrs
Unit 01: Terracotta sculptures.	30/32
Unit 02: Round sculptures in wood or stone.	30/32
Unit 03: Molding and casting practice in any one media.	30/32

Content of DSE Course 2 – Graphics (Printmaking) (Classes conducted by Department of Graphics [Printmaking])	96Hrs
Unit 01: Expressing drawing through printing process.	30/32
Unit 02: Understanding serigraphy process through drawing.	30/32
Unit 03: Understanding fabric and it's printing through process.	30/32

Content of DSE Course 2 – Applied Art (Classes conducted by Department of Applied Art)	96Hrs
Unit 01: Vector Graphics – Creating Communicational Design.	30/32
Unit 02: Vector Graphics - Creating Pattern Design.	30/32
Unit 03: Vector Graphics - Creating Character Design / Illustration in your own concept.	30/32

Content of DSE Course 2 – Photography & Photojournalism (Classes conducted by Department of Photography & Photojournalism)	96Hrs
Unit 01: Wild Life Photography	30/32
Unit 02: Product Photography	30/32
Unit 03: Travel Photography	30/32

Pedagogy Lecture presentations, Demonstrations, Assignment based learning.

BVA 7th Semester

Discipline Core Courses (DSC)

Course 21 Drawing and Printmaking		Course 22 Philosophy of Art – Indian Aesthetics		Research Methodology (Theory)		Research Synopsis (Practicals)	
Number of Practical Credits	Number of Teaching hours/sem	Number of Theory credits	Number of Lecture hours/sem	Number of Theory credits	Number of Lecture hours/sem	Number of Practical Credits	Number of Teaching hours/sem
5	160	3	64	3	64	3	64

Course Title: Drawing and Printmaking

Course Title: Drawing and Printmaking	
Total Contact Hours: 160 Hrs.	Course Credits: 5
Formative Assessment Marks: 40	Duration of ESA/ EXAM: Jury & Viva
Model Syllabus Authors: Chairman and Members of BOS – CAVA, Mysore.	Summative Assessment Marks: 60

Course Pre-requisite(s): Mention only course titles from the curriculum that are needed to be taken by the students before registering for this course.

Course Outcomes (COs): At the end of the course the student should be able to:

1. This course allows students to deeply observe and study the nature, culture and develop visual sensibilities, perceptual skills, analytical skills and representational skills through printmaking process.
2. It will bring in keen observation and grasping abilities of personal experience. It aims to develop an understanding and transfer into printmaking perception.
3. Course build ability to express personal experience as a printmaking composition.
4. Course offers experimental and technical approach of printmaking process.
5. It will equip them with rendering skills and hand grip in multimedia printing process.
6. Course also provides opportunity to learn from the interdisciplinary domains.

Content of Course 21 – Drawing and Printmaking	160Hrs
Unit 01:	53/54
Chapter No. 01: Drawing and prints in a chosen medium best suited to individual needs and creativity.	
Chapter No. 02: Drawing based on personal expertise and creative expression.	
Chapter No. 03: A chosen medium to express the personal exploration.	
Unit 02:	53/54
Chapter No. 04: Explore the relief technique of printing process.	
Chapter No. 05: Explore the multicolor printing process	
Chapter No. 06: Explore the technical aspects of master printmakers of India.	
Unit 03:	53/54
Chapter No. 07: Explore the intaglio printing process method using various surfaces.	
Chapter No. 08: Explore the viscosity printing process and method	
Chapter No. 09: Explore the mezzotint printing process and method.	

Pedagogy - Lecture presentations. - Demonstrations and Studio Practices. - Assignment based learning. - Out Door Practice:- Study of Heritage Buildings, Monuments, Zoo & Museums etc. - Use of Learning Recourses: - Audio – Visual aids, Films, Documentaries & Power Point Presentations.

Course Title: Philosophy of Art– Indian Aesthetics

Course Title: Philosophy of Art– Indian Aesthetics	
Total Contact Hours: 128 Hrs.	Course Credits: 3
Formative Assessment Marks: 40	Duration of ESA/ EXAM: 2:30 Hours
Model Syllabus Authors: Chairman and Members of BOS – CAVA, Mysore.	Summative Assessment Marks: 60

Course Pre-requisite(s): Mention only course titles from the curriculum that are needed to be taken by the students before registering for this course.

Course Outcomes (COs): At the end of the course the student should be able to:

8. How cultural history is documented reflected in the visual arts
9. How religious practice beliefs socio political Indirectly effects artistic Perceptions
10. How Religious philosophical school and thoughts becomes the Source of art History
11. How cultural history is the main source in the development of art history
12. Study of Great sagas, scholars, political and Social movements plays important role in the visual art development
13. To understand the development of Aesthetic Theories proposed by Indian Theoreticians.
14. Associate the Art Principles with Visual Arts of different periods.

Content of Course 22 – Philosophy of Art – Indian Aesthetics (Classes conducted by Department of Art History)	64Hrs
Unit –01	20/21
Chapter No. 01: Introduction to Aesthetics and its scope. Chapter No. 02: Genesis and development of Indian Aesthetics. Chapter No. 03: Brief introduction to the basic principles of Indian philosophy as related to the arts.	
Unit –02	20/21
Chapter No. 04: Evolution of the Aesthetic concepts. Chapter No. 05: Natayashastra of Bharat Muni. Chapter No. 06: Theories of Rasa, Dhvani, Alamkara, Riti, Guna and Dosha.	
Unit –03	20/21
Chapter No. 07: Inter relationship of the above concepts and their relevance to arts. Chapter No. 08: Interrelationship of visual and performing arts. Chapter No. 09: Shadanga relevance to Vishnudharmottara Purana.	

Pedagogy - Lecture Method – Class Room Teaching. - Assignment based learning. - Visit to Visual Art Departments, Heritage Buildings, Monuments, Museums etc. - Use of Learning Recourses: - Audio – Visual aids, Films, Documentaries, Power Point Presentations.

Reference Books

References of all common theory (Art History and Philosophy of Art) were mentioned in Painting department syllabus.

Course Title: Research Methodology (Theory)

Course Title: Research Methodology (Theory)	
Total Contact Hours: 128 Hrs.	Course Credits: 3
Formative Assessment Marks: 40	Duration of ESA/ EXAM: 2:30 Hours
Model Syllabus Authors: Chairman and Members of BOS – CAVA, Mysore.	Summative Assessment Marks: 60

Course Pre-requisite(s): Mention only course titles from the curriculum that are needed to be taken by the students before registering for this course.

Course Outcomes (COs): At the end of the course the student should be able to:

3. To understand the process of research methodology.
4. To understand different tools of research.
3. To understand the different types of research methods.
4. To understand the different research methods.
5. To understand the research design.
6. To understand the research ethics.
7. To understand the synopsis writing and components.

Content of Course 22 – Research Methodology (Theory)	64Hrs
Unit –01: Scientific research methodology	20/21
Chapter No. 01: Definition of Research, Objectives of research, Types of Research, Research Approaches, Research Problem, Literature Survey, Hypothesis, Research Design, Sampling, Data Collection, Hypothesis Testing, Interpretation. Chapter No. 02: Research Design, Sampling Designs, Data Collection and Validation, Hypothesis, Chapter No. 03: Paper/synopsis writing, Computer Applications, Field & Computer herds, Instrumentation, Safety Measures.	
Unit –02: Research Components	20/21
Chapter No. 04: Components of synopsis, hypothesis, objectives of research, types of research, research approaches. Chapter No. 05: Scope & Nature of research problem Chapter No. 06: Significance & Limitation of research	
Unit –03: Research in Visual Art	20/21
Chapter No. 07: Narrative, Story Telling, Sacred, History painting, Colonial Legacy, Identity issues, Nativity, Feminism, Museums & Monuments, Art & Craft, Bengal Famine, Contextual Modernism. Popular Visual Culture. Body & Material as Metaphor. Chapter No. 08: Case studies of research papers. Identifying salient areas in the field of visual arts Chapter No. 09: Synopsis writing based on selected area.	

Pedagogy - Lecture Method – Class Room Teaching. - Assignment based learning. - Visit to Visual Art Departments, libraries, Heritage Buildings, Monuments, Museums etc. - Use of Learning Recourses: -Audio – Visual aids, Films, Documentaries, Power Point Presentations.

Course Title: Synopsis

Course Title: Synopsis	
Total Contact Hours: 64 Hrs.	Course Credits: 3
Formative Assessment Marks: 60	Duration of ESA/ EXAM: Display and Viva
Model Syllabus Authors: Chairman and Members of BOS – CAVA, Mysore.	Summative Assessment Marks: 40

Note: Students has to submit a synopsis proposal before submitting synopsis, with consultation of faculty / mentor and respective department HOD. The synopsis study must be in relation to the course taught in the semester. The synopsis must be submitted in form of typed manuscript with supportable images. The document should be presented with properly bonded.

Discipline Specified Elective Courses (DSE) - 3

DSE Course 3 Painting		DSE Course 3 Sculpture		DSE Course 3 Graphics (Printmaking)	
Practical Credits	Teaching hours/semester	Practical Credits	Teaching hours/semester	Practical Credits	Teaching hours/semester
3	96	3	96	3	96

DSE Course 3 Applied Art		DSE Course 3 Photography and Photojournalism	
Practical Credits	Teaching hours/semester	Practical Credits	Teaching hours/semester
3	96	3	96

Content of DSE Course 3 - Painting (Classes conducted by Department of Painting)	96Hrs
Unit 01: Self-thought process and express through painting.	30/32
Unit 02: Execution of painting techniques and methods.	30/32
Unit 03: Selecting the medias of painting to concept or self- expression.	30/32

Content of DSE Course 3 – Sculpture (Classes conducted by Department of Sculpture)	96Hrs
Unit 01: Composing round sculpture through own thought process.	30/32
Unit 02: Self- expression through Assembling wood or stone.	30/32
Unit 03: Self- expression through Carving in wood or stone.	30/32

Content of DSE Course 3 – Graphics (Printmaking) (Classes conducted by Department of Graphics [Printmaking])	96Hrs
Unit 01: Drawing based on personal expertise and creative expression.	30/32
Unit 02: Execution of Relief printing techniques and methods.	30/32
Unit 03: Execution of Intaglio printing techniques and methods.	30/32

Content of DSE Course 3 – Applied Art (Classes conducted by Department of Applied Art)	96Hrs
Unit 01: Conceptual illustrative Exercises.	30/32
Unit 02: Story Board Illustration.	30/32
Unit 03: Editorial Illustration.	30/32

Content of DSE Course 3 – Photography & Photojournalism (Classes conducted by Department of Photography & Photojournalism)	96Hrs
Unit 01: Fashion Photography	30/32
Unit 02: Advertising Photography	30/32
Unit 03: Food Photography	30/32

Pedagogy Lecture presentations, Demonstrations, Assignment based learning.

BVA 8th Semester

Discipline Core Courses (DSC)

Course 23 Drawing and Printmaking		Course 24 Philosophy of Art – Western Aesthetics		Project / Internship	
Number of Practical Credits	Number of Teaching hours/sem	Number of Theory credits	Number of Lecture hours/sem	Number of Practical Credits	Number of Teaching hours/sem
5	160	3	64	6	192

Course Title: Drawing and Printmaking

Course Title: Drawing and Printmaking	
Total Contact Hours: 160 Hrs.	Course Credits: 5
Formative Assessment Marks: 40	Duration of ESA/ EXAM: Jury & Viva
Model Syllabus Authors: Chairman and Members of BOS – CAVA, Mysore.	Summative Assessment Marks: 60

Course Pre-requisite(s): Mention only course titles from the curriculum that are needed to be taken by the students before registering for this course.

Course Outcomes (COs): At the end of the course the student should be able to:

- . This course allows students to deeply observe and study the nature, culture and develop visual sensibilities, perceptual skills, analytical skills and representational skills through printmaking process.
2. It will bring in keen observation and grasping abilities of personal experience. It aims to develop an understanding and transfer into printmaking perception.
3. Course build ability to express personal experience as a printmaking composition.
4. Course offers experimental and technical approach of printmaking process.
5. It will equip them with rendering skills and hand grip in multimedia printing process.
6. Course also provides opportunity to learn from the interdisciplinary domains.

Content of Course 21 – Drawing and Printmaking	160Hrs
Unit 01:	53/54
Chapter No. 01: Drawing and prints in a chosen medium best suited to individual needs and creativity. Chapter No. 02: Drawing based on personal expertise and creative expression. Chapter No. 03: A chosen medium to express the personal exploration.	

Unit 02:	53/54
Chapter No. 04: Exploring Planography printing process and a field visit. Chapter No. 05: Exploring Lithographic printing process. (stone and plate) Chapter No. 06: Exploring Chromolithography and its process.	
Unit 03:	53/54
Chapter No. 07: Explore Serigraphy techniques with reference to personal intents. Chapter No. 08: Exploring the Serigraphy method emphasizing a photo image. Chapter No. 09: Explore the serigraphy printing process using new techniques.	

Pedagogy - Lecture presentations. - Demonstrations and Studio Practices. - Assignment based learning. - Out Door Practice:- Study of Heritage Buildings, Monuments, Zoo & Museums etc. - Use of Learning Recourses: - Audio – Visual aids, Films, Documentaries & Power Point Presentations.

Course Title: Philosophy of Art– Western Aesthetics

Course Title: Philosophy of Art– Western Aesthetics	
Total Contact Hours: 128 Hrs.	Course Credits: 3
Formative Assessment Marks: 40	Duration of ESA/ EXAM: 2:30 Hours
Model Syllabus Authors: Chairman and Members of BOS – CAVA, Mysore.	Summative Assessment Marks: 60

Course Pre-requisite(s): Mention only course titles from the curriculum that are needed to be taken by the students before registering for this course.

Course Outcomes (COs): At the end of the course the student should be able to:

7. To trace and understand the development of western Antithetic ideas of west
8. To know the western aesthetic ideas in relation to art works
9. To understand the value based analysis of aesthetics ideas of west
10. To understand the nature of art through aesthetic principles
11. To Understand and contrast the difference of opinion regard to aesthetics of west
12. To be sensitized to aesthetics sensibilities.

Content of Course 22 – Philosophy of Art – Western Aesthetics (Classes conducted by Department of Art History)	64Hrs
Unit –01	20/21
Chapter No. 01: Theories relating to the origin and creation of art. Communication, expression and release of emotions. Chapter No. 02: Imitation, Intuition, Inspiration, Imagination, Chapter No. 03: The role of the subconscious concepts of art and beauty with specific reference to: Plato, Aristotle, Vitruvius, langinus, Plotinus, St. Augustine and St. Aquinas.	
Unit –02	20/21
Chapter No. 04: Theories relating to works of art. Emphasis on relationship between actual works of art and the principles of aesthetics. Chapter No. 05: Organic structure, content and form, expression, Empathy, psychic distance, pleasure. Chapter No. 06: Concepts of art and beauty with special reference to Ghiberti, Leonardo da Vinci, Alberti, Lessing, Diderot, Baumgartner, Kant, Hegal, Clive Bell, Croce, Tolstoy.	
Unit –03	20/21
Chapter No. 07: Art in relation to society, Theories of art: Art as representation, art as pure	

form, art as expression.

Chapter No. 08: Concepts of art and beauty with reference to: John Dewey, Santayana, Bullough, Worringer, Hume, C.J.Jung, Freud, Bradly, Marx, Engels, Sartre, Susanne Ianger, John Berger.

Chapter No. 09: Comparative study of Indian Philosophy of Art, Western Philosophy of Art and Chinese Philosophy of Art.

Pedagogy - Lecture Method – Class Room Teaching. - Assignment based learning. - Visit to Visual Art Departments, Heritage Buildings, Monuments, Museums etc. - Use of Learning Resources: -Audio – Visual aids, Films, Documentaries, Power Point Presentations.

Reference Books

References of all common theory (Art History and Philosophy of Art) were mentioned in Painting department syllabus.

Course Title: Project (Industry connect / Independent)

Course Title: Global Trends in Visual Art	
Total Contact Hours: 64 Hrs.	Course Credits: 6
Formative Assessment Marks: 60	Duration of ESA/ EXAM: 2:30 Hrs.
Model Syllabus Authors: Chairman and Members of BOS – CAVA, Mysore.	Summative Assessment Marks: 40

Course Pre-requisite(s): Mention only course titles from the curriculum that are needed to be taken by the students before registering for this course.

Course Outcomes (COs): At the end of the course the student should be able to:

1. To understand the cognitive aspects of student in the selected area.
2. To understand the new possibilities of meaning in existing knowledge.
3. To understand the significant knowledge resource in the specific area.
4. To understand the systematic way of research process.

Note: Students shall carry the research format, template and guidelines of research preparation and submission from the respective Department heads and mentor.

Discipline Specified Elective Courses (DSE) - 4

DSE Course 4 Painting		DSE Course 4 Sculpture		DSE Course 4 Graphics (Printmaking)	
Practical Credits	Teaching hours/semester	Practical Credits	Teaching hours/semester	Practical Credits	Teaching hours/semester
3	96	3	96	3	96

DSE Course 4 Applied Art		DSE Course 4 Photography and Photojournalism	
Practical Credits	Teaching hours/semester	Practical Credits	Teaching hours/semester
3	96	3	96

Content of DSE Course 4 - Painting (Classes conducted by Department of Painting)	96Hrs
Unit 01: Continue the personal art practice.	30/32
Unit 02: Experiment and understanding of the new ways of painting.	30/32
Unit 03: Art practice and its possibilities through painting.	30/32

Content of DSE Course 4 – Sculpture (Classes conducted by Department of Sculpture)	96Hrs
Unit 01: Continue the self-thought process in sculpture.	30/32
Unit 02: Express expression through wood or stone. (any process)	30/32
Unit 03: Express expression through metal sculpture. (any process)	30/32

Content of DSE Course 4 – Graphics (Printmaking) (Classes conducted by Department of Graphics [Printmaking])	96Hrs
Unit 01: Drawing based on personal expertise and creative expression.	30/32
Unit 02: Execution of Planography printing techniques and methods	30/32
Unit 03: Execution of Serigraphy printing techniques and methods.	30/32

Content of DSE Course 4 – Applied Art (Classes conducted by Department of Applied Art)	96Hrs
Unit 01: Advertising Layouts for Commercial Services.	30/32
Unit 02: Info graphics.	30/32
Unit 03: Publication Illustration, Fashion Illustration.	30/32

Content of DSE Course 4 – Photography & Photojournalism (Classes conducted by Department of Photography & Photojournalism)	96Hrs
Unit 01: Action Photography	30/32
Unit 02: Drone Photography	30/32
Unit 03: C 3 Assignment	30/32

Pedagogy Lecture presentations, Demonstrations, Assignment based learning.

DEPARTMENT OF SCULPTURE

CAVA, MYSORE

Program Credit Structure of Bachelor of Visual Arts (B.V.A.) 4 Years

Department of Sculpture Specialization

Foundation in Visual Arts - Bachelor of Visual Arts (B.V.A.) 1 st Year Program							
Sem	Discipline Core Major (DSC)& Miner Discipline Core (MDC) (Credits)	Discipline Electives (DSE) / Open Electives (OE)(Credits)	Ability Enhancement Compulsory Courses (AECC), Languages (Credits)		Skill Enhancement Courses (SEC) (Credits)		Total credits
					Skill Based (SB)	Value Based (VB)	
I	C1 - (4 Credits) C2 - (4 Credits) C3 - (4 Credits)	OE-1 (3)	L1 - 1 (3) L2 - 1 (3)		SEC-1 (2)	Yoga (1) Health & Wellness (1)	25 / 26
II	C4 - (4 Credits) C5 - (4 Credits) C6 - (4 Credits)	OE-2 (3)	L1 - 2 (3) L2 - 2 (3)	EVS (3)		Sports (1) NCC/NSS/ R&R / Cultural (1)	25 / 26
Exit point with Certificate (with completion of courses equal to a minimum of 48 credits) & Entry Point for BVA Sculpture Specialization courses							
III	C7 – Sculpture Composition - 1 (5 Credits) C8 – Drawing - 1 (4 Credits) C9 – Art History (3 Credits)	OE-3 (3)	L1 - 3 (3) L2 - 3 (3)		SEC-2 (2)	Sports (1) NCC/NSS/R&R (S&G)/ Cultural (1)	25
IV	C10 – Sculpture Composition- 2 (5 Credits) C11 – Drawing- 2 (4 Credits) C12 – Art History (3 Credits)		L1 - 4 (3) L2 - 4 (3)	CI (3)		Sports (1) NCC/NSS/R&R (S&G)/ Cultural (1)	25
Exit point with Diploma in Visual Arts Sculpture (with completion of courses equal to a minimum of 96 credits or continue studies with both subjects as majors)							
V	C13 – Sculpture Composition- 3 (5 Credits) C14 – Drawing- 3 (4 Credits) C15 – Folk and Traditional Sculpture – 1 (3 Credits) C16 – Art History (3 Credits)	Vocational-1 (3) DSE-1 (3)			SEC-3 (2)	Sports (1) NCC/NSS/R&R (S&G)/ Cultural (1)	25
VI	C17 – Sculpture Composition- 4 (5 Credits) C18 – Drawing- 4 (4 Credits) C19 – Folk and Traditional Sculpture - 2 (3 Credits) C20 – Art History (3 Credits)	Vocational-2 (3) DSE-2 (3)			SEC-4 (2)	Sports (1) NCC/NSS/R&R (S&G)/ Cultural (1)	25
Exit point with Bachelor of Visual Arts, B.V.A. in Sculpture (with completion of courses equal to a minimum of 140 credits or continue studies)							
VII	C21 – Creative Sculpture (5 Credits) C22 – Philosophy of Art (3 Credits)	Vocational-3 (3) DSE-3 (3) Res. Methodology & Synopsis (3+3)					20
VIII	C23 – Creative Sculpture (5 Credits) C24 – Philosophy of Art (3 Credits)	Vocational-4 (3) DSE-4 (3) Res. Project (6) *					20

Award of Bachelor of Visual Arts, B.V.A. Degree with Honours, in Sculpture
(with completion of courses equal to a minimum of 180 credits or continue studies)

* In lieu of the research Project, two additional elective papers/ Internship may be offered.

Bachelor of Department of Sculpture (B.V.A.) 3 rd Year Program							
V	C13 – Sculpture Composition - 3 (5 Credits)	Vocational-1 (3)			SEC-3 Critical Thinking & Problem Solving or Some other SEC (2) (1+0+2)	Sports (1) (0+0+2)	25
	C14 - Drawing - 3 (4 Credits)	DSE-1 Painting/ Sculpture/ Graphics/ Applied Art/ Photography and Photojournalism (3)				NCC/NSS/R&R (S&G)/ Cultural (1) (0+0+2)	
	C15 – Folk and Traditional Sculpture- 1 (3 Credits)						
	C16 - Art History – Indian Art Part – 2 (3 Credits)						
VI	C17 - Sculpture Composition - 4 (5 Credits)	Vocational-2 (3)			SEC-4 Societal Communication or Some other SEC (2) (1+0+2)	Sports (1) (0+0+2)	25
	C18 - Drawing - 4 (4 Credits)	DSE-2 Painting/ Sculpture/ Graphics/ Applied Art/ Photography and Photojournalism (3)				NCC/NSS/R&R (S&G)/ Cultural (1) (0+0+2)	
	C19 – Folk and Traditional Sculpture- 2 (3 Credits)						
	C20 - Art History – Western Art Part – 2 (3 Credits)						
Exit point with Bachelor of Visual Arts (B.V.A.) in Sculpture (with completion of courses equal to a minimum of 140 credits) or continue studies)							

Bachelor of Department of Sculpture (B.V.A.) 4 th Year Program							
VII	C21 – Creative Sculpture (5 Credits)	Vocational-3 (3)					20
	C22 - Philosophy of Art – Indian Aesthetics (3 Credits)	DSE-3 Painting/ Sculpture/ Graphics/ Applied Art/ Photography and Photojournalism (3) Res. Methodology and Synopsis (3+3)					
VIII	C23 - Creative Sculpture (5 Credits)	Vocational-4 (3)					20
	C24 - Philosophy of Art – Western Aesthetics (3 Credits)	DSE-4 Painting Sculpture/ Graphics/ Applied Art/ Photography and Photojournalism (3) Res. Project (6) *					
Award of Bachelor of Visual Arts (B.V.A.) Degree with Honours, in Sculpture (with completion of courses equal to a minimum of 180 credits) or continue studies)							

* In lieu of the research Project, two additional elective papers/ Internship may be offered.

Acronyms Expanded

DSC:	Discipline Specific Core (Course)
DSE:	Discipline Specific Elective
OEC:	Open Elective Course
AECC:	Ability Enhancement Compulsory Course
SEC-SB/VB:	Skill Enhancement Course-Skill Based/ Value Based
FA:	Formative Assessment / Internal Assessment (IA)
SA:	Summative Assessment / Semester End Examination. (SEE)
L+T+P:	Lecture + Tutorial + Practical(s)

THE FOLLOWING TABLES INDICATES EACH SUBJECT & SCHEME OF EXAMINATION

Pattern of Examination – Distribution of Marks & L : T : P Pattern

Program: Bachelor of Visual Arts (B.V.A.)

Department of Sculpture Specialization

V - Semester

Core Course											
SEM	Core Course & Credits - L : T : P	Course Type	IA- Theory		Exam	IA- Practical's		Exam	Max-Marks	Min-Pass C1+C2+C3	Examination Type & Hours
			C1	C2	C3	C1	C2	C3			
V	Sculpture Composition - 3 (5 Credits) (0+ 2+ 3)	DSC 13	0	0	0	20	20	60	100	40	Display & Viva
V	Drawing - 3 (4 Credits) (0+ 1+ 3)	DSC 14	0	0	0	20	20	60	100	40	Display & Viva
V	Folk and Traditional Sculpture- 1 (3 Credits) (0+ 1+ 2)	DSC 15	0	0	0	20	20	60	100	40	Display & Viva
V	Art History (Indian Art Part – 2) (3 Credits) (2+ 1+ 0)	DSC 16	20	20	60	0	0	0	100	40	2:30 Hour

SKILL Enhancement Courses

V	Critical Thinking & Problem Solving or Some other (2 Credits) (1+0+ 1)	SEC – SB 3	0	0	0	25	25	50	20	2 Hour
V	Sports (1 Credits) (0+0+2)	SEC – VB 3	0	0	0	25	25	50	20	Display & Viva
V	NCC/ NSS/ R&R(S&G)/ Cultural (1 Credits) (0+0+2)		0	0	0	25	25	50	20	

Discipline Specified Electives

V	Painting/ Sculpture/ Graphics/ Applied Art/ Photography and Photojournalism (3 Credits) (0+1+2)	DSE - 1	0	0	0	20	20	60	100	40	Display & Viva
V	Vocational – 1 (3 Credits) (0+1+2)	VC - 1	0	0	0	20	20	60	100	40	Display & Viva

Discipline Specified Electives offered by the college (any one of the following)

Discipline Specified Electives

V	Painting	DSE - 1	0	0	0	20	20	60	100	40	Display & Viva
V	Sculpture	DSE - 1	0	0	0	20	20	60	100	40	Display & Viva
V	Graphics (Printmaking)	DSE - 1	0	0	0	20	20	60	100	40	Display & Viva
V	Applied Art	DSE - 1	0	0	0	20	20	60	100	40	Display & Viva
V	Photography and Photojournalism	DSE - 1	0	0	0	20	20	60	100	40	Display & Viva

Vocational Courses (Course will have offered as per university Instructions)

V	Vocational - 1	VC - 1	0	0	0	20	20	60	100	40	Display & Viva
---	----------------	--------	---	---	---	----	----	----	-----	----	----------------

Department of Sculpture Specialization

VI - Semester

Core Course											
SEM	Core Course & Credits - L : T : P	Course Type	IA- Theory		Exam	IA- Practical's		Exam	Max-Marks	Min-Pass C1+C2+C3	Examination Type & Hours
			C1	C2	C3	C1	C2	C3			
VI	Sculpture Composition - 4 (5 Credits) (0+ 2+ 3)	DSC 17	0	0	0	20	20	60	100	40	Display & Viva
VI	Drawing - 4 (4 Credits) (0+ 1+ 3)	DSC 18	0	0	0	20	20	60	100	40	Display & Viva
VI	Folk and Traditional Sculpture- 2 (3 Credits) (0+ 1+ 2)	DSC 19	0	0	0	20	20	60	100	40	Display & Viva
VI	Art History (Western Art Part -2) (3 Credits) (2+ 1+ 0)	DSC 20	20	20	60	0	0	0	100	40	2:30 Hour
Skill Enhancement Courses											
VI	Societal Communication or Some other (2 Credits) (1+0+1)	SEC – SB 4	0	0	0	25	25	50	20	2 Hour	
VI	Sports (1 Credits) (0+0+2)	SEC – VB 4	0	0	0	25	25	50	20	Display & Viva	
VI	NCC/ NSS/ R&R(S&G)/ Cultural (1 Credits) (0+0+2)										
Discipline Specified Electives											
VI	Painting/ Sculpture/ Graphics/ Applied Art/ Photography and Photojournalism (3 Credits) (0+1+2)	DSE - 2	0	0	0	20	20	60	100	40	Display & Viva
VI	Vocational - 2	VC-2	0	0	0	20	20	60	100	40	Display & Viva

Discipline Specified Electives offered by the college (any one of the following)

Discipline Specified Electives											
VI	Painting	DSE - 2	0	0	0	20	20	60	100	40	Display & Viva
VI	Sculpture	DSE - 2	0	0	0	20	20	60	100	40	Display & Viva
VI	Graphics (Printmaking)	DSE - 2	0	0	0	20	20	60	100	40	Display & Viva
VI	Applied Art	DSE - 2	0	0	0	20	20	60	100	40	Display & Viva
VI	Photography and Photojournalism	DSE - 2	0	0	0	20	20	60	100	40	Display & Viva

Vocational Courses (Course will have offered as per university Instructions)											
VI	Vocational - 2	VC-2	0	0	0	20	20	60	100	40	Display & Viva

Format of Examination Paper

Practical Papers – Total Marks – 60

Display and Viva Voce = 60

Theory Papers – Total Marks – 60

Part A

10 Questions of 2 Marks Each = 20

Part B

4 Questions of 5 Marks Each = 20

Part C

2 Questions of 10 Marks Each = 20

Department of Sculpture Specialization

VII - Semester

Core Course											
SEM	Core Course & Credits - L : T : P	Course Type	IA- Theory		Exam	IA- Practical's		Exam	Max-Marks	Min-Pass C1+C2+C3	Examination Type & Hours
			C1	C2	C3	C1	C2	C3			
VII	Creative Sculpture (5 Credits) (0+2+3)	DSC 13	0	0	0	20	20	60	100	40	Display & Viva
VII	Philosophy of Art – Indian Aesthetics (3 Credits) (2+1+0)	DSC 16	20	20	60	0	0	0	100	40	2:30 Hour
Discipline Specified Electives											
VII	Painting/ Sculpture/ Graphics/ Applied Art/ Photography and Photojournalism (3 Credits) (0+1+2)	DSE - 3	0	0	0	20	20	60	100	40	Display & Viva
VII	Research Synopsis (Project) (3 Credits) (0+1+2)		0	0	0	30	30	40	100	40	Display & Viva
VII	Research Methodology (Theory) (3 Credits) (2+1+0)		20	20	60	0	0	0	100	40	2:30 Hour
VII	Vocational - 3	VC-3	0	0	0	20	20	60	100	40	Display & Viva

Discipline Specified Electives offered by the college (any one of the following)

Discipline Specified Electives											
VII	Painting	DSE - 3	0	0	0	20	20	60	100	40	Display & Viva
VII	Sculpture	DSE - 3	0	0	0	20	20	60	100	40	Display & Viva
VII	Graphics (Printmaking)	DSE - 3	0	0	0	20	20	60	100	40	Display & Viva
VII	Applied Art	DSE - 3	0	0	0	20	20	60	100	40	Display & Viva
VII	Photography and Photojournalism	DSE - 3	0	0	0	20	20	60	100	40	Display & Viva

Vocational Courses (Course will have offered as per university Instructions)

VII	Vocational - 3	VC-3	0	0	0	20	20	60	100	40	Display & Viva
-----	----------------	------	---	---	---	----	----	----	-----	----	----------------

Format of Examination Paper

Practical Papers – Total Marks – 60

Display and Viva Voce = 60

Project Papers – Total Marks – 40

Display and Viva Voce = 40

Theory Papers – Total Marks – 60

Part A

10 Questions of 2 Marks Each = 20

Part B

4 Questions of 5 Marks Each = 20

Part C

2 Questions of 10 Marks Each = 20

Department of Sculpture Specialization

VIII - Semester

Core Course											
SEM	Core Course & Credits - L : T : P	Course Type	IA- Theory		Exam	IA- Practical's		Exam	Max-Marks	Min-Pass C1+C2+C3	Examination Type & Hours
			C1	C2	C3	C1	C2	C3			
VIII	Creative Sculpture (5 Credits) (0+2+3)	DSC 13	0	0	0	20	20	60	100	40	Display & Viva
VIII	Philosophy of Art – Western Aesthetics (3 Credits) (2+ 1+ 0)	DSC 16	20	20	60	0	0	0	100	40	2:30 Hour
Discipline Specified Electives											
VIII	Painting/ Sculpture/ Graphics/ Applied Art/ Photography and Photojournalism (3 Credits) (0+1+2)	DSE - 4	0	0	0	20	20	60	100	40	Display & Viva
VIII	Project / Internship (6 Credits) (0+2+4)		0	0	0	30	30	40	100	40	Display & Viva
VIII	Vocational - 4	VC-4	0	0	0	20	20	60	100	40	Display & Viva

Discipline Specified Electives offered by the college (any one of the following)

Discipline Specified Electives											
VIII	Painting	DSE - 4	0	0	0	20	20	60	100	40	Display & Viva
VIII	Sculpture	DSE - 4	0	0	0	20	20	60	100	40	Display & Viva
VIII	Graphics (Printmaking)	DSE - 4	0	0	0	20	20	60	100	40	Display & Viva
VIII	Applied Art	DSE - 4	0	0	0	20	20	60	100	40	Display & Viva
VIII	Photography and Photojournalism	DSE - 4	0	0	0	20	20	60	100	40	Display & Viva

Vocational Courses (Course will have offered as per university Instructions)											
VIII	Vocational - 4	VC-4	0	0	0	20	20	60	100	40	Display & Viva

Format of Examination Paper

Practical Papers – Total Marks – 60

Display and Viva Voce = 60

Project Papers – Total Marks – 40

Display and Viva Voce = 40

Theory Papers – Total Marks – 60

Part A

10 Questions of 2 Marks Each = 20

Part B

4 Questions of 5 Marks Each = 20

Part C

2 Questions of 10 Marks Each = 20

BVA 5th Semester

Discipline Core Courses (DSC)

Course 13 Sculpture Composition - 3		Course 14 Drawing - 3		Course 15 Folk and Traditional Sculpture -1		Course 16 Art History (Indian Art Part – 2)	
Number of Practical Credits	Number of Teaching hours/sem	Number of Practical Credits	Number of Teaching hours/sem	Number of Practical Credits	Number of Teaching hours/sem	Number of Theory credits	Number of Lecture hours/sem
5	160	4	128	3	96	3	64

Course Title: Sculpture Composition – 3

Course Title: Sculpture Composition - 3	
Total Contact Hours: 160 Hrs.	Course Credits: 5
Formative Assessment Marks: 40	Duration of ESA/ EXAM: Jury & Viva
Model Syllabus Authors: Chairman and Members of BOS – CAVA, Mysore.	Summative Assessment Marks: 60

Course Pre-requisite(s): Mention only course titles from the curriculum that are needed to be taken by the students before registering for this course.

Course Outcomes (COs): At the end of the course the student should be able to:

1. Develops creativity to execute visual art through basic sculpture format.
2. It will enrich the observation and grasping abilities to develop basic sculptural compositions.
3. It makes focuses on fundamentals of sculpture and ability to transform own composed drawings in to sculpture.
4. It will equip them with sculpture modeling skills and wood carving grip is learnt.
5. Gives basic introduction to Methods and Techniques of Sculpture.
6. Course also provides opportunity to learn from the interdisciplinary domains, with materialistic and technical approach.

Content of Course 13 – Sculpture Composition – 3	160Hrs
Unit 01: Self-expression through study and transform in to sculpture composition	53/54
Chapter No. 01: Surrounded or Selected objects drawings in three or four dimensions for round sculpture composition.	
Chapter No. 02: Drawings and Maquettes of self-expression, Daily life, Surrounding, human, animal or bird, etc.	
Chapter No. 03: Round Composition in clay based on study of self-expression or surrounding or daily life or environment.	
Unit 02: Carving and Assembling sculpture in wood	53/54
Chapter No. 04: Study of an object and recreate the object in wood carving method.	
Chapter No. 05: Create an assembled sculpture in wood with inter locking process. (Relief – carved/ Pietra-dura (inly) or round)	
Chapter No. 06: Use the both carving and assembled process in wood and compose three-dimension sculpture with won expression.	
Unit 03: Methods and Techniques of Sculpture	53/54

Chapter No. 07: Introduction to various types of wood and its characteristics. Techniques of various methods of carving and Joining. Methods of sculpting wood (carving, burning, texture, Polishing etc.) and Methods of assembling wood pieces.	
Chapter No. 08: Tools and Techniques of wood carving and cutting. Use and handling of wood carving tools (Wood carving tools Round, Flat and power tools etc.)	
Chapter No. 09: Direct or mould making and casting process of Stucco or cement.	
Sketch book, Drawings and Maquettes making are compulsory practice in all works.	

Pedagogy - Lecture presentations. - Demonstrations and Studio Practices. - Assignment based learning. - Out Door Practice:- Study of Heritage Buildings, Monuments, Zoo & Museums etc. - Use of Learning Recourses: - Audio – Visual aids, Films, Documentaries & Power Point Presentations.

Course Title: Drawing – 3

Course Title: Drawing - 3	
Total Contact Hours: 128 Hrs.	Course Credits: 4
Formative Assessment Marks: 40	Duration of ESA/ EXAM: Jury & Viva
Model Syllabus Authors: Chairman and Members of BOS – CAVA, Mysore.	Summative Assessment Marks: 60

Course Pre-requisite(s): Mention only course titles from the curriculum that are needed to be taken by the students before registering for this course.

Course Outcomes (COs): At the end of the course the student should be able to:

1. Develops linear observation and understanding ability from nature and transforms in to sculpture with aims to replica of studied subject.
2. It will bring ability to create anatomical drawings and sculptures of referenced subject.
3. It gives ability to create 3D model or statue, portraiture and life study of humans and animals.
4. It will equip them with rendering skills and hand grip to transform any drawing and designs into sculptures.
5. This course also provides basic knowledge about methods and techniques of Sculptures.
6. This course allows students to learn visual sensibilities, perceptual skills, analytical skills and representational skills from the interdisciplinary domains.

Content of Course 14 – Drawing – 3	128Hrs
Unit –01: Life Study Drawings	40/42
Chapter No. 01: Life study of Humans (Male / Female) with anatomical structure. Chapter No. 02: Life study of Animals, Birds and Insects with anatomical structure. Chapter No. 03: Human and Animals, Birds and Insects life study with deferent gestures and posters, and focused on muscles, skeletal structure, moment, etc.	
Unit –02: Life Study Modeling	40/42
Chapter No. 04: Half size life study modeling of a Humans (Male/ Female) with anatomical structure in clay Chapter No. 05: Life study modeling of Animal or, Bird or Insect with anatomical structure and specified size in clay or other medias. Chapter No. 06: Model a specified gestures and posters of selected creature.	
Unit –03: Methods and Techniques of Life Study Modeling	40/42
Chapter No. 07: observation and understanding of bone structure and muscle anatomy of human body and armature building.	

Chapter No. 08: Modeling techniques and possibilities to achieve characteristics and resemblance of creature.	
Chapter No. 09: Molding Techniques (waste mold, piece mold, cap mold, mother mold, etc.) and casting in any media.	
Sketch book, Drawings and Maquettes making are compulsory practice in all works.	

Pedagogy - Lecture presentations. - Demonstrations and Studio Practices. - Assignment based learning. - Out Door Practice:- Study of Heritage Buildings, Monuments, Zoo & Museums etc. - Use of Learning Recourses: - Audio – Visual aids, Films, Documentaries & Power Point Presentations.

Course Title: Folk and Traditional Sculpture – 1

Course Title: Folk and Traditional Sculpture - 1	
Total Contact Hours: 96 Hrs.	Course Credits: 3
Formative Assessment Marks: 40	Duration of ESA/ EXAM: Jury & Viva
Model Syllabus Authors: Chairman and Members of BOS – CAVA, Mysore.	Summative Assessment Marks: 60

Course Pre-requisite(s): Mention only course titles from the curriculum that are needed to be taken by the students before registering for this course.

Course Outcomes (COs): At the end of the course the student should be able to:

1. It will enrich the observation and grasping abilities of folk and traditional art.
2. It makes focuses on fundamentals of folk and traditional sculpture and ability to transform own composed drawings in to folk and traditional process.
3. It will equip them with sculpture modeling skills and traditional handling grip is learnt.
4. Gives basic introduction to Methods and Techniques of folk and traditional practice.
5. Develops creativity to execute visual art through basic sculpture format.
6. Course also provides opportunity to learn from the interdisciplinary domains, with materialistic and technical approach.

Content of Course 15 – Folk and Traditional Sculpture – 1	96 Hrs
Unit –01: Folk and Traditional Drawing	32
Chapter No. 01: Basics of Folk and Traditional Drawings. Chapter No. 02: Origin and importance of folk and traditional art and cultural importance. Chapter No. 03: Study of motif, color, shape, form, textures, emboss, images, etc. in deferent folk and traditional arts.	
Unit –02: Folk and Traditional - Murals and Sculptures	32
Chapter No. 04: Understanding the Indian folk and traditional visual arts and their styles, features, intentions and utility's, etc. Chapter No. 05: Types of folk and traditional murals, practice any one style with specified method. Chapter No. 06: Types of folk and traditional sculpture, practice any one style with specified method.	
Unit –03: Tools and Techniques	32
Chapter No. 07: Introduction to tools and techniques of folk and traditional art. Chapter No. 08: Understand the source of materials and utility for preparations of art practice. Chapter No. 09: Practice any one method of folk or traditional art, with your own	

expression.	
Sketch book, Drawings and Maquettes making are compulsory practice in all works.	

Pedagogy - Lecture presentations. - Demonstrations and Studio Practices. - Assignment based learning. - Out Door Practice:- Study of Heritage Buildings, Monuments, Zoo & Museums etc. - Use of Learning Recourses: - Audio – Visual aids, Films, Documentaries & Power Point Presentations.

Course Title: Art History (Indian Art Part – 2)

Course Title: Art History (Indian Art Part – 2)	
Total Contact Hours: 128 Hrs.	Course Credits: 4
Formative Assessment Marks: 40	Duration of ESA/ EXAM: 2:30 Hours
Model Syllabus Authors: Chairman and Members of BOS – CAVA, Mysore.	Summative Assessment Marks: 60

Course Pre-requisite(s): Mention only course titles from the curriculum that are needed to be taken by the students before registering for this course.

Course Outcomes (COs): At the end of the course the student should be able to:

11. To understand the development of history of art making from the past
12. To understand the visual language of various phases of medieval to modern times.
13. To understand the impact of pictorial composition of miniatures.
14. To understand the colonial impact on classical traditions of Indian art.
15. To understand the emergence of modern art language in Indian art

Content of Course 16 – Art History (Indian Art Part – 2) (Classes conducted by Department of Art History)	64Hrs
Unit –01: Medieval Art History	20/21
Chapter No. 01: Vijayanagara Art & Architecture. Chapter No. 02: Islamic Art & Architecture in India. (Mughal and Deccan Sultanets) Chapter No. 03: Company School of Art.	
Unit –02: Indian Minatare Painting Schools and Styles	20/21
Chapter No. 04: Mughal and Sultante schools. Chapter No. 05: Rajasthani and Pahari Schools. Chapter No. 06: Deccani School.	
Unit –03: Modern and Colonial Indian art	20/21
Chapter No. 07: Company School of Art Chapter No. 08: Bengal Revivalism Chapter No. 09: Modern and Contemporary Art Movements in Indian	

Pedagogy - Lecture Method – Class Room Teaching. - Assignment based learning. - Visit to Visual Art Departments, Heritage Buildings, Monuments, Museums etc. - Use of Learning Recourses: -Audio – Visual aids, Films, Documentaries, Power Point Presentations.

Reference Books

References of all common theory (Art History and Philosophy of Art) were mentioned in Painting department syllabus.

Discipline Specified Elective Courses (DSE) - 1

DSE Course 1 Painting		DSE Course 1 Sculpture		DSE Course 1 Graphics (Printmaking)	
Practical Credits	Teaching hours/semester	Practical Credits	Teaching hours/semester	Practical Credits	Teaching hours/semester
3	96	3	96	3	96

DSE Course 1 Applied Art		DSE Course 1 Photography and Photojournalism	
Practical Credits	Teaching hours/semester	Practical Credits	Teaching hours/semester
3	96	3	96

Content of DSE Course 1 - Painting (Classes conducted by Department of Painting)	96Hrs
Unit 01: Transformation of observation into suitable painting medium.	30/32
Unit 02: Contemplation the expression in different formats & surfaces. (Canvas, paper, wood, metal, etc.)	30/32
Unit 03: Personal expression through painting medias and possibilities.	30/32

Content of DSE Course 1 – Sculpture (Classes conducted by Department of Sculpture)	96Hrs
Unit 01: Relief sculpture practice in different medias with personal expression.	30/32
Unit 02: Transform self-expression in to tree dimension and practice maquettes and sculpture making in clay.	30/32
Unit 03: Tools and techniques of molding and casting, practice in any one media.	30/32

Content of DSE Course 1 – Graphics (Printmaking) (Classes conducted by Department of Graphics [Printmaking])	96Hrs
Unit 01: Expressing drawing through printing process.	30/32
Unit 02: Execution of planography with lithography and platography.	30/32
Unit 03: Exploration of drawing appropriate to engraving method.	30/32

Content of DSE Course 1 – Applied Art (Classes conducted by Department of Applied Art)	96Hrs
Unit 01: Raster Graphics - Using one of the quotes, create one typographical poster that will make the key parts of the message stand out for the reader.	30/32
Unit 02: Raster Graphics - Create one cool typographic poster using your favorite quote.	30/32
Unit 03: Raster Graphics - Create one cool typographic poster using your favorite Image or Illustration.	30/32

Content of DSE Course 1 – Photography & Photojournalism (Classes conducted by Department of Photography & Photojournalism)	96Hrs
Unit 01: Lighting in photography	30/32
Unit 02: High key & Low key Photography	30/32
Unit 03: Industrial Photography	30/32

Pedagogy Lecture presentations, Demonstrations, Assignment based learning.

BVA 6th Semester

Discipline Core Courses (DSC)

Course 17 Sculpture Composition - 4		Course 18 Drawing - 4		Course 19 Folk and Traditional Sculpture - 2		Course 20 Art History (Western Art Part – 2)	
Number of Practical Credits	Number of Teaching hours/sem	Number of Practical Credits	Number of Teaching hours/sem	Number of Practical Credits	Number of Teaching hours/sem	Number of Theory credits	Number of Lecture hours/sem
5	160	4	128	3	96	3	64

Course Title: Sculpture Composition – 4

Course Title: Sculpture Composition – 4	
Total Contact Hours: 160 Hrs.	Course Credits: 5
Formative Assessment Marks: 40	Duration of ESA/ EXAM: Jury & Viva
Model Syllabus Authors: Chairman and Members of BOS – CAVA, Mysore.	Summative Assessment Marks: 60

Course Pre-requisite(s): Mention only course titles from the curriculum that are needed to be taken by the students before registering for this course.

Course Outcomes (COs): At the end of the course the student should be able to:

1. Develops creativity to execute visual art through basic sculpture format.
2. It will enrich the observation and grasping abilities to develop basic sculptural compositions.
3. It makes focuses on fundamentals of sculpture and ability to transform own composed drawings in to sculpture.
4. It will equip them with sculpture modeling skills and stone carving grip is learnt.
5. Gives basic introduction to Methods and Techniques of Sculpture.
6. Course also provides opportunity to learn from the interdisciplinary domains, with materialistic and technical approach.

Content of Course 17 – Sculpture Composition – 4	160Hrs
Unit 01: Self-expression through study and transform in to sculpture composition	53/54
Chapter No. 01: Self- Expression drawings in three or four dimensions for round sculpture composition.	
Chapter No. 02: Drawings and Maquettes of self-expression from personal thoughts.	
Chapter No. 03: Round Composition in clay based on personal thought process.	
Unit 02: Carving and Assembling sculpture in Stone	53/54
Chapter No. 04: Study of objects and recreate the object in stone carving method.	
Chapter No. 05: Create an assembled sculpture in stone with inter locking process. (Relief – carved/ Pietra-dura (inly) or round)	
Chapter No. 06: Use the both carving and assembled process in stone and compose three-dimension sculpture with won expression.	
Unit 03: Methods and Techniques of Sculpture	53/54
Chapter No. 07: Introduction to various types of stones and its characteristics. Techniques	

of various methods of carving and Joining. Methods of sculpting (carving, grinding, texturing, Polishing etc.)
 Chapter No. 08: Tools and Techniques of stone carving and cutting. Use and handling of stone carving tools (Round, Flat & other chisels and pneumatic & other power tools etc.).
 Tempering and maintenance of carving tools.
 Chapter No. 09: Direct or mould making and casting process of any other medias.

Sketch book, Drawings and Maquettes making are compulsory practice in all works.

Pedagogy - Lecture presentations. - Demonstrations and Studio Practices. - Assignment based learning. - Out Door Practice:- Study of Heritage Buildings, Monuments, Zoo & Museums etc. - Use of Learning Recourses: - Audio – Visual aids, Films, Documentaries & Power Point Presentations.

Course Title: Drawing – 4

Course Title: Drawing – 4	
Total Contact Hours: 128 Hrs.	Course Credits: 4
Formative Assessment Marks: 40	Duration of ESA/ EXAM: Jury & Viva
Model Syllabus Authors: Chairman and Members of BOS – CAVA, Mysore.	Summative Assessment Marks: 60

Course Pre-requisite(s): Mention only course titles from the curriculum that are needed to be taken by the students before registering for this course.

Course Outcomes (COs): At the end of the course the student should be able to:

1. Develops linear observation and understanding ability from nature and transforms in to sculpture with aims to replica of studied subject.
2. It will bring ability to create anatomical drawings and sculptures of referenced subject.
3. It gives ability to create 3D model or statue, portraiture and life study of humans and animals.
4. It will equip them with rendering skills and hand grip to transform any drawing and designs into sculptures.
5. This course also provides basic knowledge about methods and techniques of Sculptures.
6. This course allows students to learn visual sensibilities, perceptual skills, analytical skills and representational skills from the interdisciplinary domains.

Content of Course 18 – Drawing – 4	128Hrs
Unit –01: Life Study Drawings	40/42
Chapter No. 01: Life study of Humans (Male / Female) with moment and expressions. Chapter No. 02: Study the activities of Animals, Birds and Insects. Chapter No. 03: Study of group of creatures in deferent gestures and posters with surroundings.	
Unit –02: Life Study Modeling	40/42
Chapter No. 04: full size life study modeling of a Humans (Male/ Female) with moment and expressions in POP or Cement, etc. (Direct method). Chapter No. 05: Modeling of Animal or, Bird or Insects activities. Chapter No. 06: Model a human life figure in deferent size, and understanding proportions.	
Unit –03: Methods and Techniques of Life Study Modeling	40/42
Chapter No. 07: Scaling the bone structure and muscle anatomy of human body and armature according to study. Chapter No. 08: Modeling techniques and possibilities to achieve characteristics and resemblance of creature.	

Chapter No. 09: Molding Techniques (waste mold, piece mold, cap mold, mother mold, etc.) and casting in any media.	
Sketch book, Drawings and Maquettes making are compulsory practice in all works.	

Pedagogy - Lecture presentations. - Demonstrations and Studio Practices. - Assignment based learning. - Out Door Practice:- Study of Heritage Buildings, Monuments, Zoo & Museums etc. - Use of Learning Recourses: - Audio – Visual aids, Films, Documentaries & Power Point Presentations.

Course Title: Folk and Traditional Sculpture – 2

Course Title: Folk and Traditional Sculpture - 2	
Total Contact Hours: 96 Hrs.	Course Credits: 3
Formative Assessment Marks: 40	Duration of ESA/ EXAM: Jury & Viva
Model Syllabus Authors: Chairman and Members of BOS – CAVA, Mysore.	Summative Assessment Marks: 60

Course Pre-requisite(s): Mention only course titles from the curriculum that are needed to be taken by the students before registering for this course.

Course Outcomes (COs): At the end of the course the student should be able to:

1. It will enrich the observation and grasping abilities of folk and traditional art.
2. It makes focuses on fundamentals of folk and traditional sculpture and ability to transform own composed drawings in to folk and traditional process.
3. It will equip them with sculpture modeling skills and traditional handling grip is learnt.
4. Gives basic introduction to Methods and Techniques of folk and traditional practice.
5. Develops creativity to execute visual art through basic sculpture format.
6. Course also provides opportunity to learn from the interdisciplinary domains, with materialistic and technical approach.

Content of Course 19 – Folk and Traditional Sculpture – 2	96 Hrs
Unit –01: Folk and Traditional Drawing	32
Chapter No. 01: Study the styles and schools of folk and traditional sculptures.	
Chapter No. 02: Study of individual selected folk or traditional drawings.	
Chapter No. 03: Practice and achieve particular style with self-thoughts.	
Unit –02: Folk and Traditional - Murals and Sculptures	32
Chapter No. 04: Understanding the deference between mural and sculpture of folk and traditional art.	
Chapter No. 05: Practice any one style mural with specified method with your concepts.	
Chapter No. 06: Practice any one style sculpture with specified method with your concepts.	
Unit –03: Tools and Techniques	32
Chapter No. 07: Understand the folk and traditional medias and importance.	
Chapter No. 08: Possibilities of particular media and style.	
Chapter No. 09: Practice the process of any one media and techniques.	
Sketch book, Drawings and Maquettes making are compulsory practice in all works.	

Pedagogy - Lecture presentations. - Demonstrations and Studio Practices. - Assignment based learning. - Out Door Practice:- Study of Heritage Buildings, Monuments, Zoo & Museums etc. - Use of Learning Recourses: - Audio – Visual aids, Films, Documentaries & Power Point Presentations.

Course Title: Art History (Western Art Part – 2)

Course Title: Art History (Western Art Part – 2)	
Total Contact Hours: 128 Hrs.	Course Credits: 4
Formative Assessment Marks: 40	Duration of ESA/ EXAM: 2:30 Hours
Model Syllabus Authors: Chairman and Members of BOS – CAVA, Mysore.	Summative Assessment Marks: 60

Course Pre-requisite(s): Mention only course titles from the curriculum that are needed to be taken by the students before registering for this course.

Course Outcomes (COs): At the end of the course the student should be able to:

15. To trace the development of art in the west
 16. To understand and distinguish the visual language of art from 15th Century onwards
 17. To understand the interface of religious ideas and secular thinking in the art of west.
 18. To understand and assimilate the enlightenment thinking on art of post 18th Century.
 19. To understand the development of history painting in the west
 20. To understand the impact of technology and industrialization on art practice.
 21. To understand the impact post world war in art making in Germany and America.
- To understand the expanded artistic expression in 21st Century new media art development.

Content of Course 20 – Art History (Western Art Part – 2) (Classes conducted by Department of Art History)	64Hrs
Unit –01	20/21
Chapter No. 01: Renaissance in North. Chapter No. 02: Mannerism. Chapter No. 03: Baroque & Rococo.	
Unit –02: The Modern World	20/21
Chapter No. 04: Neo Classicism & Romanticism. Chapter No. 05: Realism and Impressionism. Chapter No. 06: Post Impressionism & Expressionism.	
Unit –03: Twentieth Century Art Moments	20/21
Chapter No. 07: Cubism and Abstract art movements. Chapter No. 08: Pop Art and Major 20 th century art movements. Chapter No. 09: 21 st century and Contemporary art movements.	

Pedagogy - Lecture Method – Class Room Teaching. - Assignment based learning. - Visit to Visual Art Departments, Heritage Buildings, Monuments, Museums etc. - Use of Learning Recourses: -Audio – Visual aids, Films, Documentaries, Power Point Presentations.

Reference Books

References of all common theory (Art History and Philosophy of Art) were mentioned in Painting department syllabus.

Discipline Specified Elective Courses (DSE) - 2

DSE Course 2 Painting		DSE Course 2 Sculpture		DSE Course 2 Graphics (Printmaking)	
Practical Credits	Teaching hours/semester	Practical Credits	Teaching hours/semester	Practical Credits	Teaching hours/semester
3	96	3	96	3	96

DSE Course 2 Applied Art		DSE Course 2 Photography and Photojournalism	
Practical Credits	Teaching hours/semester	Practical Credits	Teaching hours/semester
3	96	3	96

Content of DSE Course 2 - Painting (Classes conducted by Department of Painting)	96Hrs
Unit 01: Possibilities and methods of basic painting process.	30/32
Unit 02: Practice any one media of painting with self-expression.	30/32
Unit 03: Develop the composition through day to day life.	30/32

Content of DSE Course 2 – Sculpture (Classes conducted by Department of Sculpture)	96Hrs
Unit 01: Terracotta sculptures.	30/32
Unit 02: Round sculptures in wood or stone.	30/32
Unit 03: Molding and casting practice in any one media.	30/32

Content of DSE Course 2 – Graphics (Printmaking) (Classes conducted by Department of Graphics [Printmaking])	96Hrs
Unit 01: Expressing drawing through printing process.	30/32
Unit 02: Understanding serigraphy process through drawing.	30/32
Unit 03: Understanding fabric and it's printing through process.	30/32

Content of DSE Course 2 – Applied Art (Classes conducted by Department of Applied Art)	96Hrs
Unit 01: Vector Graphics – Creating Communicational Design.	30/32
Unit 02: Vector Graphics - Creating Pattern Design.	30/32
Unit 03: Vector Graphics - Creating Character Design / Illustration in your own concept.	30/32

Content of DSE Course 2 – Photography & Photojournalism (Classes conducted by Department of Photography & Photojournalism)	96Hrs
Unit 01: Wild Life Photography	30/32
Unit 02: Product Photography	30/32
Unit 03: Travel Photography	30/32

Pedagogy Lecture presentations, Demonstrations, Assignment based learning.

BVA 7th Semester

Discipline Core Courses (DSC)

Course 21 Creative Sculpture		Course 22 Philosophy of Art – Indian Aesthetics		Research Methodology (Theory)		Research Synopsis (Practicals)	
Number of Practical Credits	Number of Teaching hours/sem	Number of Theory credits	Number of Lecture hours/sem	Number of Theory credits	Number of Lecture hours/sem	Number of Practical Credits	Number of Teaching hours/sem
5	160	3	64	3	64	3	64

Course Title: Creative Sculpture

Course Title: Creative Sculpture	
Total Contact Hours: 160 Hrs.	Course Credits: 5
Formative Assessment Marks: 40	Duration of ESA/ EXAM: Jury & Viva
Model Syllabus Authors: Chairman and Members of BOS – CAVA, Mysore.	Summative Assessment Marks: 60

Course Pre-requisite(s): Mention only course titles from the curriculum that are needed to be taken by the students before registering for this course.

Course Outcomes (COs): At the end of the course the student should be able to:

1. Develops creativity to execute visual art through creative sculpture format.
2. It will enrich the observation and grasping abilities to develop creative sculptural compositions.
3. It makes focuses on fundamentals of sculpture and ability to transform own composed drawings in to sculpture.
4. It will equip them with sculpture modeling skills and metal casting is learnt.
5. Gives basic introduction to Methods and Techniques of Sculpture.
6. Course also provides opportunity to learn from the interdisciplinary domains, with materialistic and technical approach.

Content of Course 21 – Creative Sculpture	160Hrs
Unit 01: Self-thought exploration in to sculpture	53/54
Chapter No. 01: Portrait and full life study as monumental sculpture or sculpture composition of self-expression or other forms. Chapter No. 02: Exploring the suitability of material and image to the chosen environment. Chapter No. 03: Practice self-thought process with modern and contemporary art through new and old medias.	
Unit 02: Sculpture compositions in Metal	53/54
Chapter No. 04: limitations and possibilities of metal as a sculpture media. Chapter No. 05: Compose self-expression and explore in metal casting process. Chapter No. 06: Compose self-expression and explore in metal welding process.	
Unit 03: Methods and Techniques Metal Sculpture	53/54
Chapter No. 07: Techniques and theory of Metal casting. Chapter No. 08: Direct metal work method: - Composition by various techniques in metal	

A) Arc Welding B) Soldering C) Brazing D) Riveting E) Repousse method.
 Chapter No. 09: Metal casting method: - 1. Metal casting by lost wax process A) Indian lost wax process. B) Italian lost wax Process. 2. Sand Casting or Oil Mould Process. (Piece mould and Mother mould Making, Wax Application on mould, making sculpture in direct wax, Wax sheet, Core or mould making, Channel making, Direct and Indirect method of metal pouring, Finishing, polishing and Patina.

Sketch book, Journal, Drawings and Maquettes making are compulsory practice in all works.

Pedagogy - Lecture presentations. - Demonstrations and Studio Practices. - Assignment based learning. - Out Door Practice:- Study of Heritage Buildings, Monuments, Zoo & Museums etc. - Use of Learning Recourses: - Audio – Visual aids, Films, Documentaries & Power Point Presentations.

Course Title: Philosophy of Art– Indian Aesthetics

Course Title: Philosophy of Art– Indian Aesthetics	
Total Contact Hours: 128 Hrs.	Course Credits: 3
Formative Assessment Marks: 40	Duration of ESA/ EXAM: 2:30 Hours
Model Syllabus Authors: Chairman and Members of BOS – CAVA, Mysore.	Summative Assessment Marks: 60

Course Pre-requisite(s): Mention only course titles from the curriculum that are needed to be taken by the students before registering for this course.

Course Outcomes (COs): At the end of the course the student should be able to:

15. How cultural history is documented reflected in the visual arts
16. How religious practice beliefs socio political Indirectly effects artistic Perceptions
17. How Religious philosophical school and thoughts becomes the Source of art History
18. How cultural history is the main source in the development of art history
19. Study of Great sagas, scholars, political and Social movements plays important role in the visual art development
20. To understand the development of Aesthetic Theories proposed by Indian Theoreticians.
21. Associate the Art Principles with Visual Arts of different periods.

Content of Course 22 – Philosophy of Art – Indian Aesthetics (Classes conducted by Department of Art History)	64Hrs
Unit –01	20/21
Chapter No. 01: Introduction to Aesthetics and its scope. Chapter No. 02: Genesis and development of Indian Aesthetics. Chapter No. 03: Brief introduction to the basic principles of Indian philosophy as related to the arts.	
Unit –02	20/21
Chapter No. 04: Evolution of the Aesthetic concepts. Chapter No. 05: Natayashastra of Bharat Muni. Chapter No. 06: Theories of Rasa, Dhvani, Alamkara, Riti, Guna and Dosha.	
Unit –03	20/21
Chapter No. 07: Inter relationship of the above concepts and their relevance to arts. Chapter No. 08: Interrelationship of visual and performing arts.	

Pedagogy - Lecture Method – Class Room Teaching. - Assignment based learning. - Visit to Visual Art Departments, Heritage Buildings, Monuments, Museums etc. - Use of Learning Recourses: -Audio – Visual aids, Films, Documentaries, Power Point Presentations.

Reference Books

References of all common theory (Art History and Philosophy of Art) were mentioned in Painting department syllabus.

Course Title: Research Methodology (Theory)

Course Title: Research Methodology (Theory)	
Total Contact Hours: 128 Hrs.	Course Credits: 3
Formative Assessment Marks: 40	Duration of ESA/ EXAM: 2:30 Hours
Model Syllabus Authors: Chairman and Members of BOS – CAVA, Mysore.	Summative Assessment Marks: 60

Course Pre-requisite(s): Mention only course titles from the curriculum that are needed to be taken by the students before registering for this course.

Course Outcomes (COs): At the end of the course the student should be able to:

5. To understand the process of research methodology.
6. To understand different tools of research.
3. To understand the different types of research methods.
4. To understand the different research methods.
5. To understand the research design.
6. To understand the research ethics.
7. To understand the synopsis writing and components.

Content of Course 22 – Research Methodology (Theory)	64Hrs
Unit –01: Scientific research methodology	20/21
Chapter No. 01: Definition of Research, Objectives of research, Types of Research, Research Approaches, Research Problem, Literature Survey, Hypothesis, Research Design, Sampling, Data Collection, Hypothesis Testing, Interpretation. Chapter No. 02: Research Design, Sampling Designs, Data Collection and Validation, Hypothesis, Chapter No. 03: Paper/synopsis writing, Computer Applications, Field & Computer herds, Instrumentation, Safety Measures.	
Unit –02: Research Components	20/21
Chapter No. 04: Components of synopsis, hypothesis, objectives of research, types of research, research approaches. Chapter No. 05: Scope & Nature of research problem Chapter No. 06: Significance & Limitation of research	
Unit –03: Research in Visual Art	20/21
Chapter No. 07: Narrative, Story Telling, Sacred, History painting, Colonial Legacy, Identity issues, Nativity, Feminism, Museums & Monuments, Art & Craft, Bengal Famine, Contextual Modernism. Popular Visual Culture. Body & Material as Metaphor. Chapter No. 08: Case studies of research papers. Identifying salient areas in the field of visual arts Chapter No. 09: Synopsis writing based on selected area.	

Pedagogy - Lecture Method – Class Room Teaching. - Assignment based learning. - Visit to Visual Art Departments, libraries, Heritage Buildings, Monuments, Museums etc. - Use of Learning Recourses: -Audio – Visual aids, Films, Documentaries, Power Point Presentations.

Course Title: Synopsis

Course Title: Synopsis	
Total Contact Hours: 64 Hrs.	Course Credits: 3
Formative Assessment Marks: 60	Duration of ESA/ EXAM: Display and Viva
Model Syllabus Authors: Chairman and Members of BOS – CAVA, Mysore.	Summative Assessment Marks: 40

Note: Students has to submit a synopsis proposal before submitting synopsis, with consultation of faculty / mentor and respective department HOD. The synopsis study must be in relation to the course taught in the semester. The synopsis must be submitted in form of typed manuscript with supportable images. The document should be presented with properly bonded.

Discipline Specified Elective Courses (DSE) - 3

DSE Course 3 Painting		DSE Course 3 Sculpture		DSE Course 3 Graphics (Printmaking)	
Practical Credits	Teaching hours/semester	Practical Credits	Teaching hours/semester	Practical Credits	Teaching hours/semester
3	96	3	96	3	96

DSE Course 3 Applied Art		DSE Course 3 Photography and Photojournalism	
Practical Credits	Teaching hours/semester	Practical Credits	Teaching hours/semester
3	96	3	96

Content of DSE Course 3 - Painting (Classes conducted by Department of Painting)	96Hrs
Unit 01: Self-thought process and express through painting.	30/32
Unit 02: Execution of painting techniques and methods.	30/32
Unit 03: Selecting the medias of painting to concept or self- expression.	30/32

Content of DSE Course 3 – Sculpture (Classes conducted by Department of Sculpture)	96Hrs
Unit 01: Composing round sculpture through own thought process.	30/32
Unit 02: Self- expression through Assembling wood or stone.	30/32
Unit 03: Self- expression through Carving in wood or stone.	30/32

Content of DSE Course 3 – Graphics (Printmaking) (Classes conducted by Department of Graphics [Printmaking])	96Hrs
Unit 01: Drawing based on personal expertise and creative expression.	30/32
Unit 02: Execution of Relief printing techniques and methods.	30/32
Unit 03: Execution of Intaglio printing techniques and methods.	30/32

Content of DSE Course 3 – Applied Art (Classes conducted by Department of Applied Art)	96Hrs
Unit 01: Conceptual illustrative Exercises.	30/32
Unit 02: Story Board Illustration.	30/32
Unit 03: Editorial Illustration.	30/32

Content of DSE Course 3 – Photography & Photojournalism (Classes conducted by Department of Photography & Photojournalism)	96Hrs
Unit 01: Fashion Photography	30/32
Unit 02: Advertising Photography	30/32
Unit 03: Food Photography	30/32

Pedagogy Lecture presentations, Demonstrations, Assignment based learning.

BVA 8th Semester

Discipline Core Courses (DSC)

Course 23 Creative Sculpture		Course 24 Philosophy of Art – Western Aesthetics		Project / Internship	
Number of Practical Credits	Number of Teaching hours/sem	Number of Theory credits	Number of Lecture hours/sem	Number of Practical Credits	Number of Teaching hours/sem
5	160	3	64	6	192

Course Title: Creative Sculpture

Course Title: Creative Sculpture	
Total Contact Hours: 160 Hrs.	Course Credits: 5
Formative Assessment Marks: 40	Duration of ESA/ EXAM: Jury & Viva
Model Syllabus Authors: Chairman and Members of BOS – CAVA, Mysore.	Summative Assessment Marks: 60

Course Pre-requisite(s): Mention only course titles from the curriculum that are needed to be taken by the students before registering for this course.

Course Outcomes (COs): At the end of the course the student should be able to:

1. Develops creativity to execute visual art through creative sculpture format.
2. It will enrich the observation and grasping abilities to develop creative sculptural compositions.
3. It makes focuses on fundamentals of sculpture and ability to represent own composed sculpture to viewers.
4. It will equip them with sculpture modeling skills and presentation skill is learnt.
5. Gives introduction to research Methods and Techniques of Sculpture.
6. Course also provides opportunity to learn from the interdisciplinary domains, with materialistic and technical approach.

Content of Course 23 – Creative Sculpture	160Hrs
Unit 01: Continue the Self-Thought Process and Practice work of art	53/54
Chapter No. 01: Importance and Intension behind self-thought process as work of art. Chapter No. 02: Exploring the suitability of materials and subjects in personal expression. Chapter No. 03: Modern & contemporary art practice and self-thoughts practice.	
Unit 02: Explore Through Deferent Medias	53/54
Chapter No. 04: Sensibility and Intention of materials used in sculpture or work of art. Chapter No. 05: Space, environment, site, surface, surroundings, and other things domination in sculpture. Chapter No. 06: work of art with materialistic, conceptual, abstract, site specific, etc. approaches.	
Unit 03: Methods and Techniques of Presentation or Display	53/54
Chapter No. 07: Methods of presentation and interaction with viewers.	

Chapter No. 08: Old and new ways of presentation and interaction with work of art. Chapter No. 09: Curation and Critical analysis of Sculpture or work of art.	
Sketch book, Journal, Drawings and Maquettes making are compulsory practice in all works.	

Pedagogy - Lecture presentations. - Demonstrations and Studio Practices. - Assignment based learning. - Out Door Practice:- Study of Heritage Buildings, Monuments, Zoo & Museums etc. - Use of Learning Recourses: - Audio – Visual aids, Films, Documentaries & Power Point Presentations.

Course Title: Philosophy of Art– Western Aesthetics

Course Title: Philosophy of Art– Western Aesthetics	
Total Contact Hours: 128 Hrs.	Course Credits: 3
Formative Assessment Marks: 40	Duration of ESA/ EXAM: 2:30 Hours
Model Syllabus Authors: Chairman and Members of BOS – CAVA, Mysore.	Summative Assessment Marks: 60

Course Pre-requisite(s): Mention only course titles from the curriculum that are needed to be taken by the students before registering for this course.

Course Outcomes (COs): At the end of the course the student should be able to:

- 13.To trace and understand the development of western Antithetic ideas of west
- 14.To know the western aesthetic ideas in relation to art works
- 15.To understand the value based analysis of aesthetics ideas of west
- 16.To understand the nature of art through aesthetic principles
- 17.To Understand and contrast the difference of opinion regard to aesthetics of west
- 18.To be sensitized to aesthetics sensibilities.

Content of Course 24 – Philosophy of Art – Western Aesthetics (Classes conducted by Department of Art History)	64Hrs
Unit –01	20/21
Chapter No. 01: Theories relating to the origin and creation of art. Communication, expression and release of emotions. Chapter No. 02: Imitation, Intuition, Inspiration, Imagination, Chapter No. 03: The role of the subconscious concepts of art and beauty with specific reference to: Plato, Aristotle, Vitruvius, langinus, Plotinus, St. Augustine and St. Aquinas.	
Unit –02	20/21
Chapter No. 04: Theories relating to works of art. Emphasis on relationship between actual works of art and the principles of aesthetics. Chapter No. 05: Organic structure, content and form, expression, Empathy, psychic distance, pleasure. Chapter No. 06: Concepts of art and beauty with special reference to Ghiberti, Leonardo da Vinci, Alberti, Lessing, Diderot, Baumgartner, Kant, Hegal, Clive Bell, Croce, Tolstoy.	
Unit –03	20/21
Chapter No. 07: Art in relation to society, Theories of art: Art as representation, art as pure form, art as expression. Chapter No. 08: Concepts of art and beauty with reference to: John Dewey, Santayana, Bullough, Worringer, Hume, C.J.Jung, Freud, Bradly, Marx, Engels, Sartre, Susanne Ianger, John Berger.	

Pedagogy - Lecture Method – Class Room Teaching. - Assignment based learning. - Visit to Visual Art Departments, Heritage Buildings, Monuments, Museums etc. - Use of Learning Resources: -Audio – Visual aids, Films, Documentaries, Power Point Presentations.

Reference Books

References of all common theory (Art History and Philosophy of Art) were mentioned in Painting department syllabus.

Course Title: Project (Industry connect / Independent)

Course Title: Global Trends in Visual Art	
Total Contact Hours: 64 Hrs.	Course Credits: 6
Formative Assessment Marks: 60	Duration of ESA/ EXAM: 2:30 Hrs.
Model Syllabus Authors: Chairman and Members of BOS – CAVA, Mysore.	Summative Assessment Marks: 40

Course Pre-requisite(s): Mention only course titles from the curriculum that are needed to be taken by the students before registering for this course.

Course Outcomes (COs): At the end of the course the student should be able to:

1. To understand the cognitive aspects of student in the selected area.
2. To understand the new possibilities of meaning in existing knowledge.
3. To understand the significant knowledge resource in the specific area.
4. To understand the systematic way of research process.

Note: Students shall carry the research format, template and guidelines of research preparation and submission from the respective Department heads and mentor.

Discipline Specified Elective Courses (DSE) - 4

DSE Course 4 Painting		DSE Course 4 Sculpture		DSE Course 4 Graphics (Printmaking)	
Practical Credits	Teaching hours/semester	Practical Credits	Teaching hours/semester	Practical Credits	Teaching hours/semester
3	96	3	96	3	96

DSE Course 4 Applied Art		DSE Course 4 Photography and Photojournalism	
Practical Credits	Teaching hours/semester	Practical Credits	Teaching hours/semester
3	96	3	96

Content of DSE Course 4 - Painting (Classes conducted by Department of Painting)	96Hrs
Unit 01: Continue the personal art practice.	30/32
Unit 02: Experiment and understanding of the new ways of painting.	30/32
Unit 03: Art practice and its possibilities through painting.	30/32

Content of DSE Course 4 – Sculpture (Classes conducted by Department of Sculpture)	96Hrs
Unit 01: Continue the self-thought process in sculpture.	30/32
Unit 02: Express expression through wood or stone. (any process)	30/32
Unit 03: Express expression through metal sculpture. (any process)	30/32

Content of DSE Course 4 – Graphics (Printmaking) (Classes conducted by Department of Graphics [Printmaking])	96Hrs
Unit 01: Drawing based on personal expertise and creative expression.	30/32
Unit 02: Execution of Planography printing techniques and methods	30/32
Unit 03: Execution of Serigraphy printing techniques and methods.	30/32

Content of DSE Course 4 – Applied Art (Classes conducted by Department of Applied Art)	96Hrs
Unit 01: Advertising Layouts for Commercial Services.	30/32
Unit 02: Info graphics.	30/32
Unit 03: Publication Illustration, Fashion Illustration.	30/32

Content of DSE Course 4 – Photography & Photojournalism (Classes conducted by Department of Photography & Photojournalism)	96Hrs
Unit 01: Action Photography	30/32
Unit 02: Drone Photography	30/32
Unit 03: C 3 Assignment	30/32

Pedagogy Lecture presentations, Demonstrations, Assignment based learning.

DEPARTMENT OF APPLIED ART

CAVA, MYSORE

Program Credit Structure of Bachelor of Visual Arts (B.V.A.) 4 Years

Department of Applied Art Specialization

Foundation in Visual Arts - Bachelor of Visual Arts (B.V.A.) 1 st Year Program							
Sem	Discipline Core Major (DSC)& Miner Discipline Core (MDC) (Credits)	Discipline Electives (DSE) / Open Electives (OE) (Credits)	Ability Enhancement Compulsory Courses (AECC), Languages (Credits)		Skill Enhancement Courses (SEC) (Credits)		Total credits
					Skill Based (SB)	Value Based (VB)	
I	C1 - (4 Credits) C2 - (4 Credits) C3 - (4 Credits)	OE-1 (3)	L1 - 1 (3) L2 - 1 (3)		SEC-1 (2)	Yoga (1) Health & Wellness (1)	25 / 26
II	C4 - (4 Credits) C5 - (4 Credits) C6 - (4 Credits)	OE-2 (3)	L1 - 2 (3) L2 - 2 (3)	EVS (3)		Sports (1) NCC/NSS/R&R / Cultural (1)	25 / 26
Exit point with Certificate (with completion of courses equal to a minimum of 48 credits) & Entry Point for BVA Applied Art Specialization courses							
III	C7 – Graphic Design – 1 (5 Credits) C8 – Drawing - 1(4 Credits) C9 – Theory of Graphic Design - 1 (3 Credits)	OE-3 (3)	L1 - 3 (3) L2 - 3 (3)		SEC-2 (2)	Sports (1) NCC/NSS/R&R (S&G)/ Cultural (1)	25
IV	C10 – Graphic Design – 2 (5 Credits) C11 – Drawing- 2 (4 Credits) C12 – Theory of Graphic Design - 2 (3 Credits)		L1 - 4 (3) L2 - 4 (3)	CI (3)		Sports (1) NCC/NSS/R&R (S&G)/ Cultural (1)	25
Exit point with Diploma in Visual Arts Applied Art(with completion of courses equal to a minimum of 96 credits or continue studies with both subjects as majors)							
V	C13 – Advertising Design – 1 (5 Credits) C14 – Drawing- 3 (4 Credits) C15 – Typography (3 Credits) C16 – Advertising Theory - 1 (3 Credits)	Vocational-1 (3) DSE-1 (3)			SEC-3 (2)	Sports (1) NCC/NSS/R&R (S&G)/ Cultural (1)	25
VI	C17 – Advertising Design – 2 (5Credits) C18 – Drawing- 4 (4 Credits) C19 – Packaging Design (3 Credits) C20 – Advertising Theory – 2 (3 Credits)	Vocational-2 (3) DSE-2 (3)			SEC-4 (2)	Sports (1) NCC/NSS/R&R (S&G)/ Cultural (1)	25
Exit point with Bachelor of Visual Arts, B.V.A. in Applied Art (with completion of courses equal to a minimum of 140 credits or continue studies)							
VII	C21 – Advertising Design – 3 (5 Credits) C22 – Advertising Theory – 3 (3 Credits)	Vocational-3 (3) DSE-3 (3) Res. Methodology & Synopsis (3+3)					20
	C23 – Advertising Design – 4 (5	Vocational-4 (3)					

VIII	Credits) C24 – Advertising Theory – 4 (3 Credits)	DSE-4 (3) Res. Project (6) *					20
Award of Bachelor of Visual Arts, B.V.A. Degree with Honours, in Applied Art (with completion of courses equal to a minimum of 180 credits or continue studies)							

* In lieu of the research Project, two additional elective papers/ Internship may be offered.

Bachelor of Department of Applied Art (B.V.A.) 3rdYear Program							
V	C13 – Advertising Design - 1 (5 Credits) C14 - Drawing - 3 (4 Credits) C15 – Typography (3 Credits) C16 – Advertising Theory – 1 (3 Credits)	Vocational-1 (3) DSE-1 Painting/ Sculpture/ Graphics/ Applied Art/ Photography and Photojournalism (3)			SEC-3 Critical Thinking & Problem Solving or Some other SEC (2) (1+0+2)	Sports (1) (0+0+2) NCC/NSS/R&R (S&G)/ Cultural (1) (0+0+2)	25
VI	C17 - Advertising Design - 2 (5 Credits) C18 - Drawing - 4 (4 Credits) C19 – Packaging Design (3 Credits) C20 - Advertising Theory – 2 (3 Credits)	Vocational-2 (3) DSE-2 Painting/ Sculpture/ Graphics/ Applied Art/ Photography and Photojournalism (3)			SEC-4 Societal Communication or Some other SEC (2) (1+0+2)	Sports (1) (0+0+2) NCC/NSS/R&R (S&G)/ Cultural (1) (0+0+2)	25
Exit point with Bachelor of Visual Arts (B.V.A.) in Applied Art (with completion of courses equal to a minimum of 140 credits) or continue studies)							

Bachelor of Department of Applied Art (B.V.A.) 4th Year Program							
VII	C21 – Advertising Design – 3 (5 Credits) C22 - Advertising Theory – 3 (3 Credits)	Vocational-3 (3) DSE-3 Painting/ Sculpture/ Graphics/ Applied Art/ Photography and Photojournalism (3) Res. Methodology and Synopsis (3+3)					20
VIII	C23 - Advertising Design – 4 (5 Credits) C24 - Advertising Theory – 4 (3 Credits)	Vocational-4 (3) DSE-4 Painting Sculpture/ Graphics/ Applied Art/ Photography and Photojournalism (3) Res. Project (6) *					20
Award of Bachelor of Visual Arts (B.V.A.) Degree with Honours, in Painting (with completion of courses equal to a minimum of 180 credits) or continue studies)							

* In lieu of the research Project, two additional elective papers/ Internship may be offered.

Acronyms Expanded

DSC:	Discipline Specific Core (Course)
DSE:	Discipline Specific Elective
OEC:	Open Elective Course
AECC:	Ability Enhancement Compulsory Course
SEC-SB/VB:	Skill Enhancement Course-Skill Based/ Value Based
FA:	Formative Assessment / Internal Assessment (IA)
SA:	Summative Assessment / Semester End Examination. (SEE)
L+T+P:	Lecture + Tutorial + Practical(s)

THE FOLLOWING TABLES INDICATES EACH SUBJECT & SCHEME OF EXAMINATION

Pattern of Examination – Distribution of Marks & L : T : P Pattern

Program: Bachelor of Visual Arts (B.V.A.)

Department of Applied Art Specialization

V - Semester

Core Course											
SEM	Core Course & Credits - L : T : P	Course Type	IA- Theory		Exam	IA- Practical's		Exam	Max-Marks	Min-Pass C1+C2+C3	Examination Type & Hours
			C1	C2	C3	C1	C2	C3			
V	Advertising Design - 1 (5 Credits) (0+ 2+ 3)	DSC 13	0	0	0	20	20	60	100	40	Display & Viva
V	Drawing - 3 (4 Credits) (0+ 1+ 3)	DSC 14	0	0	0	20	20	60	100	40	Display & Viva
V	Typography (3 Credits) (0+ 1+ 2)	DSC 15	0	0	0	20	20	60	100	40	Display & Viva
V	Advertising Theory - 1 (3 Credits) (2+ 1+ 0)	DSC 16	20	20	60	0	0	0	100	40	2:30 Hour

SKILL Enhancement Courses

V	Critical Thinking & Problem Solving or Some other (2 Credits) (1+0+ 1)	SEC – SB 3	0	0	0	25	25	50	20	2 Hour
V	Sports (1 Credits) (0+0+2)	SEC – VB 3	0	0	0	25	25	50	20	Display & Viva
V	NCC/ NSS/ R&R(S&G)/ Cultural (1 Credits) (0+0+2)		0	0	0	25	25	50	20	

Discipline Specified Electives

V	Painting/ Sculpture/ Graphics/ Applied Art/ Photography and Photojournalism (3 Credits) (0+1+2)	DSE - 1	0	0	0	20	20	60	100	40	Display & Viva
V	Vocational – 1 (3 Credits) (0+1+2)	VC - 1	0	0	0	20	20	60	100	40	Display & Viva

Discipline Specified Electives offered by the college (any one of the following)

Discipline Specified Electives

V	Painting	DSE - 1	0	0	0	20	20	60	100	40	Display & Viva
V	Sculpture	DSE - 1	0	0	0	20	20	60	100	40	Display & Viva
V	Graphics (Printmaking)	DSE - 1	0	0	0	20	20	60	100	40	Display & Viva
V	Applied Art	DSE - 1	0	0	0	20	20	60	100	40	Display & Viva
V	Photography and Photojournalism	DSE - 1	0	0	0	20	20	60	100	40	Display & Viva

Vocational Courses (Course will have offered as per university Instructions)

V	Vocational - 1	VC - 1	0	0	0	20	20	60	100	40	Display & Viva
---	----------------	--------	---	---	---	----	----	----	-----	----	----------------

Department of Applied Art Specialization

VI - Semester

Core Course											
SEM	Core Course & Credits - L : T : P	Course Type	IA- Theory		Exam	IA- Practical's		Exam	Max-Marks	Min-Pass C1+C2+C3	Examination Type & Hours
			C1	C2	C3	C1	C2	C3			
VI	Advertising Design - 2 (5 Credits) (0+ 2+ 3)	DSC 17	0	0	0	20	20	60	100	40	Display & Viva
VI	Drawing - 4 (4 Credits) (0+ 1+ 3)	DSC 18	0	0	0	20	20	60	100	40	Display & Viva
VI	Packaging Design (3 Credits) (0+ 1+ 2)	DSC 19	0	0	0	20	20	60	100	40	Display & Viva
VI	Advertising Theory - 2 (3 Credits) (2+ 1+ 0)	DSC 20	20	20	60	0	0	0	100	40	2:30 Hour
Skill Enhancement Courses											
VI	Societal Communication or Some other (2 Credits) (1+0+1)	SEC – SB 4	0	0	0	25	25	50	20	2 Hour	
VI	Sports (1 Credits) (0+0+2)	SEC – VB 4	0	0	0	25	25	50	20	Display & Viva	
VI	NCC/ NSS/ R&R(S&G)/ Cultural (1 Credits) (0+0+2)										
Discipline Specified Electives											
VI	Painting/ Sculpture/ Graphics/ Applied Art/ Photography and Photojournalism (3 Credits) (0+1+2)	DSE - 2	0	0	0	20	20	60	100	40	Display & Viva
VI	Vocational - 2	VC-2	0	0	0	20	20	60	100	40	Display & Viva

Discipline Specified Electives offered by the college (any one of the following)

Discipline Specified Electives											
VI	Painting	DSE - 2	0	0	0	20	20	60	100	40	Display & Viva
VI	Sculpture	DSE - 2	0	0	0	20	20	60	100	40	Display & Viva
VI	Graphics (Printmaking)	DSE - 2	0	0	0	20	20	60	100	40	Display & Viva
VI	Applied Art	DSE - 2	0	0	0	20	20	60	100	40	Display & Viva
VI	Photography and Photojournalism	DSE - 2	0	0	0	20	20	60	100	40	Display & Viva

Vocational Courses (Course will have offered as per university Instructions)											
VI	Vocational - 2	VC-2	0	0	0	20	20	60	100	40	Display & Viva

Format of Examination Paper

Practical Papers – Total Marks – 60

Display and Viva Voce = 60

Theory Papers – Total Marks – 60

Part A

10 Questions of 2 Marks Each = 20

Part B

4 Questions of 5 Marks Each = 20

Part C

2 Questions of 10 Marks Each = 20

Department of Applied Art Specialization

VII - Semester

Core Course											
SEM	Core Course & Credits - L : T : P	Course Type	IA- Theory		Exam	IA- Practical's		Exam	Max-Marks	Min-Pass C1+C2+C3	Examination Type & Hours
			C1	C2	C3	C1	C2	C3			
VII	Advertising Design - 3 (5 Credits) (0+ 2+ 3)	DSC 13	0	0	0	20	20	60	100	40	Display & Viva
VII	Advertising Theory - 3 (3 Credits) (2+ 1+ 0)	DSC 16	20	20	60	0	0	0	100	40	2:30 Hour
Discipline Specified Electives											
VII	Painting/ Sculpture/ Graphics/ Applied Art/ Photography and Photojournalism (3 Credits) (0+1+2)	DSE - 3	0	0	0	20	20	60	100	40	Display & Viva
VII	Research Synopsis (Project) (3 Credits) (0+1+2)		0	0	0	30	30	40	100	40	Display & Viva
VII	Research Methodology (Theory) (3 Credits) (2+1+0)		20	20	60	0	0	0	100	40	2:30 Hour
VII	Vocational - 3	VC-3	0	0	0	20	20	60	100	40	Display & Viva

Discipline Specified Electives offered by the college (any one of the following)

Discipline Specified Electives											
VII	Painting	DSE - 3	0	0	0	20	20	60	100	40	Display & Viva
VII	Sculpture	DSE - 3	0	0	0	20	20	60	100	40	Display & Viva
VII	Graphics (Printmaking)	DSE - 3	0	0	0	20	20	60	100	40	Display & Viva
VII	Applied Art	DSE - 3	0	0	0	20	20	60	100	40	Display & Viva
VII	Photography and Photojournalism	DSE - 3	0	0	0	20	20	60	100	40	Display & Viva

Vocational Courses (Course will have offered as per university Instructions)											
VII	Vocational - 3	VC-3	0	0	0	20	20	60	100	40	Display & Viva

Format of Examination Paper

Practical Papers – Total Marks – 60

Display and Viva Voce = 60

Project Papers – Total Marks – 40

Display and Viva Voce = 40

Theory Papers – Total Marks – 60

Part A

10 Questions of 2 Marks Each = 20

Part B

4 Questions of 5 Marks Each = 20

Part C

2 Questions of 10 Marks Each = 20

Department of Applied Art Specialization

VIII - Semester

Core Course											
SEM	Core Course & Credits - L : T : P	Course Type	IA- Theory		Exam	IA- Practical's		Exam	Max-Marks	Min-Pass C1+C2+C3	Examination Type & Hours
			C1	C2	C3	C1	C2	C3			
VIII	Advertising Design - 4 (5 Credits) (0+ 2+ 3)	DSC 13	0	0	0	20	20	60	100	40	Display & Viva
VIII	Advertising Theory - 4 (3 Credits) (2+ 1+ 0)	DSC 16	20	20	60	0	0	0	100	40	2:30 Hour
Discipline Specified Electives											
VIII	Painting/ Sculpture/ Graphics/ Applied Art/ Photography and Photojournalism (3 Credits) (0+1+2)	DSE - 4	0	0	0	20	20	60	100	40	Display & Viva
VIII	Project / Internship (6 Credits) (0+2+4)		0	0	0	30	30	40	100	40	Display & Viva
VIII	Vocational - 4	VC-4	0	0	0	20	20	60	100	40	Display & Viva

Discipline Specified Electives offered by the college (any one of the following)

Discipline Specified Electives											
VIII	Painting	DSE - 4	0	0	0	20	20	60	100	40	Display & Viva
VIII	Sculpture	DSE - 4	0	0	0	20	20	60	100	40	Display & Viva
VIII	Graphics (Printmaking)	DSE - 4	0	0	0	20	20	60	100	40	Display & Viva
VIII	Applied Art	DSE - 4	0	0	0	20	20	60	100	40	Display & Viva
VIII	Photography and Photojournalism	DSE - 4	0	0	0	20	20	60	100	40	Display & Viva

Vocational Courses (Course will have offered as per university Instructions)											
VIII	Vocational - 4	VC-4	0	0	0	20	20	60	100	40	Display & Viva

Format of Examination Paper

Practical Papers – Total Marks – 60

Display and Viva Voce = 60

Project Papers – Total Marks – 40

Display and Viva Voce = 40

Theory Papers – Total Marks – 60

Part A

10 Questions of 2 Marks Each = 20

Part B

4 Questions of 5 Marks Each = 20

Part C

2 Questions of 10 Marks Each = 20

BVA 5th Semester

Discipline Core Courses (DSC)

Course 13 Painting Composition - 3		Course 14 Drawing - 3		Course 15 Traditional Painting -1		Course 16 Art History (Indian Art Part – 2)	
Number of Practical Credits	Number of Teaching hours/sem	Number of Practical Credits	Number of Teaching hours/sem	Number of Practical Credits	Number of Teaching hours/sem	Number of Theory credits	Number of Lecture hours/sem
5	160	4	128	3	96	3	64

Course Title: Advertising Design - 1

Course Title: Advertising Design - 1	
Total Contact Hours: 160 Hrs.	Course Credits: 5
Formative Assessment Marks: 40	Duration of ESA/ EXAM: Jury & Viva
Model Syllabus Authors: Chairman and Members of BOS – CAVA, Mysore.	Summative Assessment Marks: 60

Course Pre-requisite(s): Mention only course titles from the curriculum that are needed to be taken by the students before registering for this course.

Course Outcomes (COs): At the end of the course the student should be able to:

1. What a layout is and how to create an effective one.
2. The basics of two dimensional design including the elements and principles of art.
3. About color theory and its implication in Graphic Design.
4. About Graphic Design as a career.
5. To improve their design skills and techniques using a variety of tools.
6. In depth Understanding of design elements such as Typography, color, Layout, Images and Symbol will be explored.

Content of Course 13 – Advertising Design - 1	160Hrs
Unit 01: Press Advertisement layout.	53/54
Chapter No. 01: Redesigning contemporary Newspapers Ad. Chapter No. 02: Typographical Based Press Layout Chapter No. 03: Text and Image Based Press layout.	
Unit 02: Poster Design.	53/54
Chapter No. 04: Product Poster Design. Chapter No. 05: Service Based Poster Design. Chapter No. 06: Public welfare Based Poster Design.	
Unit 03: Logo Design.	53/54
Chapter No. 07: Golden Rules of Logo design - Keep it simple, Logos should be effective at a large and small scale; Logos should be effective in color and black & white. Chapter No. 08: Combination of Fonts and color to represent or describe an idea. Chapter No. 09: Logos Design can be – (Descriptive and Symbolic.)	

Pedagogy -- Lecture presentations. - Demonstrations and Studio Practices. - Assignment based learning. - Use of Learning Recourses: - Audio – Visual aids, Films, Documentaries & Power Point Presentations. - Intrapersonal Teaching.

Course Title: Drawing – 3

Course Title: Drawing - 3	
Total Contact Hours: 128 Hrs.	Course Credits: 4
Formative Assessment Marks: 40	Duration of ESA/ EXAM: Jury & Viva
Model Syllabus Authors: Chairman and Members of BOS – CAVA, Mysore.	Summative Assessment Marks: 60

Course Pre-requisite(s): Mention only course titles from the curriculum that are needed to be taken by the students before registering for this course.

Course Outcomes (COs): At the end of the course the student should be able to:

1. It will bring in keen observation and grasping abilities. It aims to develop an understanding and transfer into visual perception on a linear format.
2. It will equip them with rendering skills and hand & mind association.
3. Course also provides opportunity to learn from the interdisciplinary domains.
4. This course allows students to deeply observe and study the nature, culture and develop visual sensibilities, perceptual skills, analytical skills and representational skills.

Content of Course 14 – Drawing – 3	128Hrs
Unit –01: Basics of Drawing	40/42
Chapter No. 01: Figure drawing and construction. Chapter No. 02: Stressing line and forms. Chapter No. 03: Study of anatomy as the basis for understanding the human figure. (Black and Wight)	
Unit –02: Life study drawing	40/42
Chapter No. 04: Study the structure of humans, animal, bird and insects through outdoor practice. Chapter No. 05: Studio practice and rendering. (Object study, Still life, etc.) Chapter No. 06: Study of individual parts of human and animals with moments.	
Unit –03: Drawing Composition	40/42
Chapter No. 07: Composition drawing with study of texture, form, tone, etc. Chapter No. 08: Drawing as medium of imitation. Chapter No. 09: Expressing drawing through deferent methods and medias.	

Pedagogy - Lecture presentations. - Demonstrations and Studio Practices. - Assignment based learning. - Out Door Practice:- Study of Heritage Buildings, Monuments, Zoo & Museums etc. - Use of Learning Recourses: - Audio – Visual aids, Films, Documentaries & Power Point Presentations.

Course Title: Typography

Course Title: Typography	
Total Contact Hours: 96 Hrs.	Course Credits: 3
Formative Assessment Marks: 40	Duration of ESA/ EXAM: Jury & Viva
Model Syllabus Authors: Chairman and Members of BOS – CAVA, Mysore.	Summative Assessment Marks: 60

Course Pre-requisite(s): Mention only course titles from the curriculum that are needed to be taken by the students before registering for this course.

Course Outcomes (COs): At the end of the course the student should be able to:

1. What a layout is and how to create an effective one.
2. The basics of two dimensional design including the elements and principles of art.
3. About color theory and its implication in Graphic Design.
4. About Graphic Design as a career.
5. To improve their design skills and techniques using a variety of tools.
6. In depth Understanding of design elements such as Typography, color, Layout, Images and Symbol will be explored.

Content of Course 15 – Typography	96 Hrs
Unit –01: Introduction to Typography.	32
Chapter No. 01: Study of basic type forms, terminology and Specification. Chapter No. 02: Application of type in Layout Design. Chapter No. 03: Study of rendering technique.	
Unit –02: Lettering and Typography.	32
Chapter No. 04: Construction of a San-Serif font, Construction of Serif-font. Chapter No. 05: Parts of Letters, Assignment based on Optical spacing and mechanical Spacing. Chapter No. 06: Expressive Typography.	
Unit –03: Designing with Type.	32
Chapter No. 07: Concentrates on Solving Design Problems through the use of type letter forms. Chapter No. 08: Emphases use of type in a variety of media. Chapter No. 09: Exercises such as Typographical Posters.	

Pedagogy - Lecture presentations. - Demonstrations and Studio Practices. - Assignment based learning. - Use of Learning Recourses: - Audio – Visual aids, Films, Documentaries & Power Point Presentations. - Intrapersonal Teaching.

Course Title: Advertising Theory - 1

Course Title: Advertising Theory	
Total Contact Hours: 128 Hrs.	Course Credits: 4
Formative Assessment Marks: 40	Duration of ESA/ EXAM: 3 Hours
Model Syllabus Authors: Chairman and Members of BOS – CAVA, Mysore.	Summative Assessment Marks: 60

Course Pre-requisite(s): Mention only course titles from the curriculum that are needed to be taken by the students before registering for this course.

Course Outcomes (COs): At the end of the course the student should be able to:

1. Theory knowledge brings the basic understanding of visual communication language with deeper awareness.
2. Course also provides opportunity to learn fundamentals of all domains.
3. At the end of the course the student should be able to understand the Background of Advertising History.

Content of Course 16 – Advertising Theory - 1 (Classes conducted by the Department of Applied Art)	64Hrs
Unit –01: Introduction to Advertising	20/21
Chapter No. 01: Village Economy, Post Industrial Revolution Economy. Chapter No. 02: Advertising- a part of Marketing, Direct and Indirect Advertising. Chapter No. 03: Qualities of Modern Advertising, Advertising an Art, a Science, a Business, and a Profession.	
Unit –02: History of Advertising.	20/21
Chapter No. 04: Pre-Printing Period, Early Printing Period, Chapter No. 05: Period Of Scientific Development, Chapter No. 06: Period of Business and Social Integration.	
Unit –03: The Social and Economic Aspects of Advertising.	20/21
Chapter No. 07: Advertising business offers Employment, Function of Advertising. Chapter No. 08: Ethics in Advertising, Advertising creates employment. Chapter No. 09: Role Of Advertising In Society.	

Pedagogy — Lecture presentations. - Demonstrations and Studio Practices. - Assignment based learning. - Use of Learning Recourses: - Audio – Visual aids, Films, Documentaries & Power Point Presentations.

Reference Books

1. Advertising art and Ideas –Dr Rage, 2. Hand book of early advertising art pictorial Volume – P horning, 3. The new Guide to graphic Design –BOB Cotton by W goody, 4. Colour Harmony Layout, Hand book of Typography –Kailas takie, 5. Colour and meaning –john gage, 6. Advertising new techniques –Thomas Kempen, 7. Typography Essentials –ina Saltz, 8. Sign and Symbols –Rotovision, 9. The Graphics of communication 3rd Edition –T Turnbull & russel N Baird, 10. Ogilvy on Advertising –Ogilvy, 11. Creative source –3rd annual addition- peter cordy, 12. Graphic Design Refereed –rock port publisher, 13. Signs and Symbols –mark Hampshire, 14. Secrete of digital Animation- Stewen with row, 15. Typography Essentials –imasahz, 16. Grffiti world – nicholos ganz, 17. Contact: Human Communication and its History Edited by Raymond Williams, 18. Advertising 4th Edition –Charles Schewe, 19. Graphic Designers print plus colour hand book-Barb Kerg, 20. Complete Guide to Advertising – Barry Day, 21. Visual Transformation –ABC Zurich. 22. Colour and Meaning (Art, Science and Symbolism) – John Gage.

Discipline Specified Elective Courses (DSE) - 1

DSE Course 1 Painting		DSE Course 1 Sculpture		DSE Course 1 Graphics (Printmaking)	
Practical Credits	Teaching hours/semester	Practical Credits	Teaching hours/semester	Practical Credits	Teaching hours/semester
3	96	3	96	3	96

DSE Course 1 Applied Art		DSE Course 1 Photography and Photojournalism	
Practical Credits	Teaching hours/semester	Practical Credits	Teaching hours/semester
3	96	3	96

Content of DSE Course 1 - Painting (Classes conducted by Department of Painting)	96Hrs
Unit 01: Transformation of observation into suitable painting medium.	30/32
Unit 02: Contemplation the expression in different formats & surfaces. (Canvas, paper, wood, metal, etc.)	30/32
Unit 03: Personal expression through painting medias and possibilities.	30/32

Content of DSE Course 1 – Sculpture (Classes conducted by Department of Sculpture)	96Hrs
Unit 01: Relief sculpture practice in different medias with personal expression.	30/32
Unit 02: Transform self-expression in to tree dimension and practice maquettes and sculpture making in clay.	30/32
Unit 03: Tools and techniques of molding and casting, practice in any one media.	30/32

Content of DSE Course 1 – Graphics (Printmaking) (Classes conducted by Department of Graphics [Printmaking])	96Hrs
Unit 01: Expressing drawing through printing process.	30/32
Unit 02: Execution of planography with lithography and platography.	30/32
Unit 03: Exploration of drawing appropriate to engraving method.	30/32

Content of DSE Course 1 – Applied Art (Classes conducted by Department of Applied Art)	96Hrs
Unit 01: Raster Graphics - Using one of the quotes, create one typographical poster that will make the key parts of the message stand out for the reader.	30/32
Unit 02: Raster Graphics - Create one cool typographic poster using your favorite quote.	30/32
Unit 03: Raster Graphics - Create one cool typographic poster using your favorite Image or Illustration.	30/32

Content of DSE Course 1 – Photography & Photojournalism (Classes conducted by Department of Photography & Photojournalism)	96Hrs
Unit 01: Lighting in photography	30/32
Unit 02: High key & Low key Photography	30/32
Unit 03: Industrial Photography	30/32

Pedagogy Lecture presentations, Demonstrations, Assignment based learning.

BVA 6th Semester

Discipline Core Courses (DSC)

Course 17 Painting Composition - 4		Course 18 Drawing - 4		Course 19 Traditional Painting - 2		Course 20 Art History (Western Art Part – 2)	
Number of Practical Credits	Number of Teaching hours/sem	Number of Practical Credits	Number of Teaching hours/sem	Number of Practical Credits	Number of Teaching hours/sem	Number of Theory credits	Number of Lecture hours/sem
5	160	4	128	3	96	3	64

Course Title: Advertising Design - 2

Course Title: Advertising Design – 2	
Total Contact Hours: 160 Hrs.	Course Credits: 5
Formative Assessment Marks: 40	Duration of ESA/ EXAM: Jury & Viva
Model Syllabus Authors: Chairman and Members of BOS – CAVA, Mysore.	Summative Assessment Marks: 60

Course Pre-requisite(s): Mention only course titles from the curriculum that are needed to be taken by the students before registering for this course.

Course Outcomes (COs): At the end of the course the student should be able to:

1. What a layout is and how to create an effective one.
2. The basics of two dimensional design including the elements and principles of art.
3. About color theory and its implication in Graphic Design.
4. About Graphic Design as a career.
5. To improve their design skills and techniques using a variety of tools.
6. In depth Understanding of design elements such as Typography, color, Layout, Images and Symbol will be explored.

Content of Course 17 – Advertising Design – 2	160Hrs
Unit 01: Layout Design for Advertising.	53/54
Chapter No. 01: Advertising Layouts for Commercial Services. Chapter No. 02: Advertising Layouts for Consumer Goods. Chapter No. 03: Advertising Layouts for Public Welfare.	
Unit 02: Illustration.	53/54
Chapter No. 04: Conceptual illustrative Exercises. Chapter No. 05: Story Board Illustration. Chapter No. 06: Editorial Illustration.	
Unit 03: Communication Design.	53/54
Chapter No. 07: Info graphics. Chapter No. 08: Pictogram (icon design). Chapter No. 09: Publication Illustration, Fashion Illustration.	

Pedagogy – Lecture presentations. - Demonstrations and Studio Practices. - Assignment based learning. - Use of Learning Recourses: - Audio – Visual aids, Films, Documentaries & Power Point Presentations. - Intrapersonal Teaching.

Course Title: Drawing – 4

Course Title: Drawing – 4	
Total Contact Hours: 128 Hrs.	Course Credits: 4
Formative Assessment Marks: 40	Duration of ESA/ EXAM: Jury & Viva
Model Syllabus Authors: Chairman and Members of BOS – CAVA, Mysore.	Summative Assessment Marks: 60

Course Pre-requisite(s): Mention only course titles from the curriculum that are needed to be taken by the students before registering for this course.

Course Outcomes (COs): At the end of the course the student should be able to:

3. It will bring in keen observation and grasping abilities.
4. It aims to develop an understanding and transfer into visual perception on a linear format.
3. It will equip them with rendering skills and hand & mind association.
4. Course also provides opportunity to learn from the interdisciplinary domains.
5. This course allows students to deeply observe and study the nature, culture and develop visual sensibilities, perceptual skills, analytical skills and representational skills.

Content of Course 18 – Drawing – 4	128Hrs
Unit –01: Basics Drawing	40/42
Chapter No. 01: Analytical study of life drawing. Chapter No. 02: Refining technical abilities in drawing. Chapter No. 03: Exploring different forms of rendering.	
Unit –02: Life study drawing	40/42
Chapter No. 04: Observation and understanding structure of human drawing. Chapter No. 05: Study of individual human Anatomy with surroundings. Chapter No. 06: Study of human body in different gesture and expression.	
Unit –03: Drawing Composition	40/42
Chapter No. 07: Drawing as medium of expression. Chapter No. 08: Drawing as medium of imagination. Chapter No. 09: Expressing drawing through printing process.	

Pedagogy - Lecture presentations. - Demonstrations and Studio Practices. - Assignment based learning. - Out Door Practice:- Study of Heritage Buildings, Monuments, Zoo & Museums etc. - Use of Learning Recourses: - Audio – Visual aids, Films, Documentaries & Power Point Presentations.

Course Title: Packaging Design

Course Title: Packaging Design	
Total Contact Hours: 96 Hrs.	Course Credits: 3
Formative Assessment Marks: 40	Duration of ESA/ EXAM: Jury & Viva
Model Syllabus Authors: Chairman and Members of BOS – CAVA, Mysore.	Summative Assessment Marks: 60

Course Pre-requisite(s): Mention only course titles from the curriculum that are needed to be taken by the students before registering for this course.

Course Outcomes (COs): At the end of the course the student should be able to:

1. What a layout is and how to create an effective one.
2. The basics of two dimensional design including the elements and principles of art.
3. About color theory and its implication in Graphic Design.
4. About Graphic Design as a career.
5. To improve their design skills and techniques using a variety of tools.
6. In depth Understanding of design elements such as Typography, color, Layout, Images and Symbol will be explored.

Content of Course 19 – Packaging Design	96 Hrs
Unit –01: Label design.	32
Chapter No. 01: Understand the terminology used in Packaging Design.	
Chapter No. 02: Understand the Process involved in Packaging.	
Chapter No. 03: Explore Materials used in Packaging Design, Basics of label design.	
Unit –02: Packaging of Luxury Product.	32
Chapter No. 04: Product Accessories, such as Jewellery.	
Chapter No. 05: Product (Smart watches).	
Chapter No. 06: Product (Footwear).	
Unit –03: Packaging of Food Product.	32
Chapter No. 07: Soft Drinks Product.	
Chapter No. 08: Snacks Junk food (chips).	
Chapter No. 09: Fruit and Vegetables.	

Pedagogy – Lecture presentations. - Demonstrations and Studio Practices. - Assignment based learning. - Use of Learning Recourses: - Audio – Visual aids, Films, Documentaries & Power Point Presentations. - Intrapersonal Teaching.

Reference Books

1. The Package design Book - Pentawards, Julius Wiedemann. **2. Packaging Essentials: 100 Design Principles for Creating Packages** – Candace Ellicott, Sarach Roncarelli. **3. Takeaway Food Packaging Now** – Yvett Arzate Gomez. **4. 50 Trade Secrets of Great Design Packaging** – Stafford Cliff.

Course Title: Advertising Theory - 2

Course Title: Advertising Theory – 2	
Total Contact Hours: 128 Hrs.	Course Credits: 4
Formative Assessment Marks: 40	Duration of ESA/ EXAM: 3 Hours
Model Syllabus Authors: Chairman and Members of BOS – CAVA, Mysore.	Summative Assessment Marks: 60

Course Pre-requisite(s): Mention only course titles from the curriculum that are needed to be taken by the students before registering for this course.

Course Outcomes (COs): At the end of the course the student should be able to:

1. Theory knowledge brings the basic understanding of visual communication language with deeper awareness.
2. Course also provides opportunity to learn fundamentals of all domains.
3. At the end of the course the student should be able to understand the Various Advertising Medias and its effectiveness.

Content of Course 20 – Advertising Theory - 2) (Classes conducted by the Department of Applied Art)	64Hrs
Unit –01: The Print Media.	20/21
Chapter No. 01: News Papers. Chapter No. 02: Magazines. Chapter No. 03: Direct Mail.	
Unit –02: The Broadcast Media.	20/21
Chapter No. 04: Television. Chapter No. 05: Radio. Chapter No. 06: Internet media like websites, blogs and podcasts; Online streaming.	
Unit –03: Other Media.	20/21
Chapter No. 07: Outdoor Advertising. Chapter No. 08: Transit Advertising. Chapter No. 09: Point-of-Purchase Displays.	

Pedagogy – Lecture presentations. - Demonstrations and Studio Practices. - Assignment based learning. - Use of Learning Recourses: - Audio – Visual aids, Films, Documentaries & Power Point Presentations.

Reference Books

1. Advertising art and Ideas –Dr Rage, 2. Hand book of early advertising art pictorial Volume – P horning, 3. The new Guide to graphic Design –BOB Cotton by W goody, 4. Colour Harmony Layout, Hand book of Typography –Kailas takie, 5. Colour and meaning –john gage, 6. Advertising new techniques –Thomas Kempen, 7. Typography Essentials –ina Saltz, 8. Sign and Symbols –Rotovision, 9. The Graphics of communication 3rd Edition –T Turnbull & russel N Baird, 10. Ogilvy on Advertising –Ogilvy, 11. Creative source –3rd annual addition- peter cordy, 12. Graphic Design Refereed –rock port publisher, 13. Signs and Symbols –mark Hampshire, 14. Secrete of digital Animation- Stewen with row, 15. Typography Essentials –imasahz, 16. Grffiti world – nicholos ganz, 17. Contact: Human Communication and its History Edited by Raymond Williams, 18. Advertising 4th Edition –Charles Schewe, 19. Graphic Designers print plus colour hand book-Barb Kerg, 20. Complete Guide to Advertising – Barry Day, 21. Visual Transformation –ABC Zurich. 22. Colour and Meaning (Art, Science and Symbolism) – John Gage.

Discipline Specified Elective Courses (DSE) - 2

DSE Course 2 Painting		DSE Course 2 Sculpture		DSE Course 2 Graphics (Printmaking)	
Practical Credits	Teaching hours/semester	Practical Credits	Teaching hours/semester	Practical Credits	Teaching hours/semester
3	96	3	96	3	96

DSE Course 2 Applied Art		DSE Course 2 Photography and Photojournalism	
Practical Credits	Teaching hours/semester	Practical Credits	Teaching hours/semester
3	96	3	96

Content of DSE Course 2 - Painting (Classes conducted by Department of Painting)	96Hrs
Unit 01: Possibilities and methods of basic painting process.	30/32
Unit 02: Practice any one media of painting with self-expression.	30/32
Unit 03: Develop the composition through day to day life.	30/32

Content of DSE Course 2 – Sculpture (Classes conducted by Department of Sculpture)	96Hrs
Unit 01: Terracotta sculptures.	30/32
Unit 02: Round sculptures in wood or stone.	30/32
Unit 03: Molding and casting practice in any one media.	30/32

Content of DSE Course 2 – Graphics (Printmaking) (Classes conducted by Department of Graphics [Printmaking])	96Hrs
Unit 01: Expressing drawing through printing process.	30/32
Unit 02: Understanding serigraphy process through drawing.	30/32
Unit 03: Understanding fabric and it's printing through process.	30/32

Content of DSE Course 2 – Applied Art (Classes conducted by Department of Applied Art)	96Hrs
Unit 01: Vector Graphics – Creating Communicational Design.	30/32
Unit 02: Vector Graphics - Creating Pattern Design.	30/32
Unit 03: Vector Graphics - Creating Character Design / Illustration in your own concept.	30/32

Content of DSE Course 2 – Photography & Photojournalism (Classes conducted by Department of Photography & Photojournalism)	96Hrs
Unit 01: Wild Life Photography	30/32
Unit 02: Product Photography	30/32
Unit 03: Travel Photography	30/32

Pedagogy Lecture presentations, Demonstrations, Assignment based learning.

BVA 7th Semester

Discipline Core Courses (DSC)

Course 21 Drawing and Painting		Course 22 Philosophy of Art – Indian Aesthetics		Research Methodology (Theory)		Research Synopsis (Practicals)	
Number of Practical Credits	Number of Teaching hours/sem	Number of Theory credits	Number of Lecture hours/sem	Number of Theory credits	Number of Lecture hours/sem	Number of Practical Credits	Number of Teaching hours/sem
5	160	3	64	3	64	3	64

Course Title: Adverting Design - 3

Course Title: Advertising Design - 3	
Total Contact Hours: 160 Hrs.	Course Credits: 5
Formative Assessment Marks: 40	Duration of ESA/ EXAM: Jury & Viva
Model Syllabus Authors: Chairman and Members of BOS – CAVA, Mysore.	Summative Assessment Marks: 60

Course Pre-requisite(s): Mention only course titles from the curriculum that are needed to be taken by the students before registering for this course.

Course Outcomes (COs): At the end of the course the student should be able to:

1. What a layout is and how to create an effective one.
2. The basics of two dimensional design including the elements and principles of art.
3. About color theory and its implication in Graphic Design.
4. About Graphic Design as a career.
5. To improve their design skills and techniques using a variety of tools.
6. In depth Understanding of design elements such as Typography, color, Layout, Images and Symbol will be explored.

Content of Course 21 – Advertising Design-3 (Campaign Design and Development-1)	160Hrs
Unit 01: Study on research methodology related to the design process of advertising campaign on Public Welfare of any relevant current issue. Design a Communication Campaign for a specific subject from Conceptualization to final execution.	53/54
Unit 02: Students collect and analyze data, and develop design criteria to produce an individual Project abstract, also creation of concept, selection proper medias and copy platform.	53/54
Unit 03: In executing this assignment student will receive all assistance and guidance from their Teachers.	53/54

Pedagogy – Lecture presentations. - Demonstrations and Studio Practices. - Assignment based learning. - Use of Learning Recourses: - Audio – Visual aids, Films, Documentaries & Power Point Presentations. - Intrapersonal Teaching.

Course Title: Advertising Theory - 3

Course Title: Advertising Theory - 3	
Total Contact Hours: 128 Hrs.	Course Credits: 3
Formative Assessment Marks: 40	Duration of ESA/ EXAM: 2:30 Hours
Model Syllabus Authors: Chairman and Members of BOS – CAVA, Mysore.	Summative Assessment Marks: 60

Course Pre-requisite(s): Mention only course titles from the curriculum that are needed to be taken by the students before registering for this course.

Course Outcomes (COs): At the end of the course the student should be able to:

(Write 3-7 course outcomes. Course outcomes are statements of observable student actions that serve as evidence of knowledge, skills and values acquired in this course)

1. Theory knowledge brings the basic understanding of visual communication language with deeper awareness.
2. Course also provides opportunity to learn fundamentals of all domains.
3. At the end of the course the student should be able to understand the entire process of Advertising Campaign and Marketing Process.

Content of Course 22 – Advertising Theory - 3 (Classes conducted by the Department of Applied Art)	64Hrs
Unit –01: An Overview of Campaign Planning.	20/21
Chapter No. 01: What is an Advertising Campaign? Campaign Objectives. Chapter No. 02: The Marketing Mix: Basis of Campaign Plans. Chapter No. 03: The Planning of Advertising.	
Unit –02: Advertising and Consumer Behavior.	20/21
Chapter No. 04: Study of Consumer Behavior. Chapter No. 05: Consumer Decision Process. Chapter No. 06: Social and Cultural Factors.	
Unit –03: Defining Target Markets.	20/21
Chapter No. 07: Study of Market Segment. Chapter No. 08: Advantages of targeting. Chapter No. 09: Rule of Psychology in Advertising.	

Pedagogy – Lecture presentations. - Demonstrations and Studio Practices. - Assignment based learning. - Use of Learning Recourses: - Audio – Visual aids, Films, Documentaries & Power Point Presentations.

Reference Books

1. **Advertising art and Ideas** –Dr Rage, 2. **Hand book of early advertising art pictorial Volume** – P horning,
3. **The new Guide to graphic Design** –BOB Cotton by W goody, 4. **Colour Harmony Layout, Hand book of Typography** –Kailas takie, 5. **Colour and meaning** –john gage, 6. **Advertising new techniques** –Thomas Kempen,
7. **Typography Essentials** –ina Saltz, 8. **Sign and Symbols** –Rotovision, 9. **The Graphics of communication 3rd Edition** –T Turnbull & russel N Baird, 10. **Ogilvy on Advertising** –Ogilvy, 11. **Creative source –3rd annual addition-** peter cordy, 12. **Graphic Design Refereed** –rock port publisher, 13. **Signs and Symbols** –mark Hampshire, 14. **Secrete of digital Animation-** Stewen with row, 15. **Typography Essentials** –imasahz, 16. **Grffiti world** – nicholos ganz, 17. **Contact: Human Communication and its History** Edited by Raymond Williams, 18. **Advertising 4th Edition** –Charles Schewe, 19. **Graphic Designers print plus colour**

hand book-Barb Kerg, 20. Complete Guide to Advertising – Barry Day, 21. Visual Transformation –ABC Zurich. 22. Colour and Meaning (Art, Science and Symbolism) – John Gage.

Course Title: Research Methodology (Theory)

Course Title: Research Methodology (Theory)	
Total Contact Hours: 128 Hrs.	Course Credits: 3
Formative Assessment Marks: 40	Duration of ESA/ EXAM: 2:30 Hours
Model Syllabus Authors: Chairman and Members of BOS – CAVA, Mysore.	Summative Assessment Marks: 60

Course Pre-requisite(s): Mention only course titles from the curriculum that are needed to be taken by the students before registering for this course.

Course Outcomes (COs): At the end of the course the student should be able to:

7. To understand the process of research methodology.
8. To understand different tools of research.
3. To understand the different types of research methods.
4. To understand the different research methods.
5. To understand the research design.
6. To understand the research ethics.
7. To understand the synopsis writing and components.

Content of Course 22 – Research Methodology (Theory)	64Hrs
Unit –01: Scientific research methodology	20/21
Chapter No. 01: Definition of Research, Objectives of research, Types of Research, Research Approaches, Research Problem, Literature Survey, Hypothesis, Research Design, Sampling, Data Collection, Hypothesis Testing, Interpretation. Chapter No. 02: Research Design, Sampling Designs, Data Collection and Validation, Hypothesis, Chapter No. 03: Paper/synopsis writing, Computer Applications, Field & Computer herds, Instrumentation, Safety Measures.	
Unit –02: Research Components	20/21
Chapter No. 04: Components of synopsis, hypothesis, objectives of research, types of research, research approaches. Chapter No. 05: Scope & Nature of research problem Chapter No. 06: Significance & Limitation of research	
Unit –03: Research in Visual Art	20/21
Chapter No. 07: Narrative, Story Telling, Sacred, History painting, Colonial Legacy, Identity issues, Nativity, Feminism, Museums & Monuments, Art & Craft, Bengal Famine, Contextual Modernism. Popular Visual Culture. Body & Material as Metaphor. Chapter No. 08: Case studies of research papers. Identifying salient areas in the field of visual arts Chapter No. 09: Synopsis writing based on selected area.	

Pedagogy - Lecture Method – Class Room Teaching. - Assignment based learning. - Visit to Visual Art Departments, libraries, Heritage Buildings, Monuments, Museums etc. - Use of Learning Recourses: -Audio – Visual aids, Films, Documentaries, Power Point Presentations.

Discipline Specified Elective Courses (DSE) - 3

DSE Course 3 Painting		DSE Course 3 Sculpture		DSE Course 3 Graphics (Printmaking)	
Practical Credits	Teaching hours/semester	Practical Credits	Teaching hours/semester	Practical Credits	Teaching hours/semester
3	96	3	96	3	96

DSE Course 3 Applied Art		DSE Course 3 Photography and Photojournalism	
Practical Credits	Teaching hours/semester	Practical Credits	Teaching hours/semester
3	96	3	96

Content of DSE Course 3 - Painting (Classes conducted by Department of Painting)	96Hrs
Unit 01: Self-thought process and express through painting.	30/32
Unit 02: Execution of painting techniques and methods.	30/32
Unit 03: Selecting the medias of painting to concept or self- expression.	30/32

Content of DSE Course 3 – Sculpture (Classes conducted by Department of Sculpture)	96Hrs
Unit 01: Composing round sculpture through own thought process.	30/32
Unit 02: Self- expression through Assembling wood or stone.	30/32
Unit 03: Self- expression through Carving in wood or stone.	30/32

Content of DSE Course 3 – Graphics (Printmaking) (Classes conducted by Department of Graphics [Printmaking])	96Hrs
Unit 01: Drawing based on personal expertise and creative expression.	30/32
Unit 02: Execution of Relief printing techniques and methods.	30/32
Unit 03: Execution of Intaglio printing techniques and methods.	30/32

Content of DSE Course 3 – Applied Art (Classes conducted by Department of Applied Art)	96Hrs
Unit 01: Conceptual illustrative Exercises.	30/32
Unit 02: Story Board Illustration.	30/32
Unit 03: Editorial Illustration.	30/32

Content of DSE Course 3 – Photography & Photojournalism (Classes conducted by Department of Photography & Photojournalism)	96Hrs
Unit 01: Fashion Photography	30/32
Unit 02: Advertising Photography	30/32
Unit 03: Food Photography	30/32

Pedagogy Lecture presentations, Demonstrations, Assignment based learning.

BVA 8th Semester

Discipline Core Courses (DSC)

Course 23 Drawing and Painting		Course 24 Philosophy of Art – Western Aesthetics		Project / Internship	
Number of Practical Credits	Number of Teaching hours/sem	Number of Theory credits	Number of Lecture hours/sem	Number of Practical Credits	Number of Teaching hours/sem
5	160	3	64	6	192

Course Title: Advertising Design - 4

Course Title: Advertising Design - 4	
Total Contact Hours: 160 Hrs.	Course Credits: 5
Formative Assessment Marks: 40	Duration of ESA/ EXAM: Jury & Viva
Model Syllabus Authors: Chairman and Members of BOS – CAVA, Mysore.	Summative Assessment Marks: 60

Course Pre-requisite(s): Mention only course titles from the curriculum that are needed to be taken by the students before registering for this course.

Course Outcomes (COs): At the end of the course the student should be able to:

1. What a layout is and how to create an effective one.
2. The basics of two dimensional design including the elements and principles of art.
3. About color theory and its implication in Graphic Design.
4. About Graphic Design as a career.
5. To improve their design skills and techniques using a variety of tools.
6. In depth Understanding of design elements such as Typography, color, Layout, Images and Symbol will be explored.

Content of Course 21 – Advertising Design-4 (Campaign Design and Development-2)	160Hrs
Unit 01: Study on research methodology related to the market and Target market research for Consumer Product/Service. Campaign Design Process.	53/54
Unit 02: Students collect and analyze data and develop design criteria to produce and individual project abstract, also creation of proper Visualization, Media Planning, and Copy Platform.	53/54
Unit 03: Executing the advertising Campaign assignments student will receive all assistance and guidance from their Teachers.	53/54

Pedagogy – Lecture presentations. - Demonstrations and Studio Practices. - Assignment based learning. - Use of Learning Recourses: - Audio – Visual aids, Films, Documentaries & Power Point Presentations. - Intrapersonal Teaching.

Course Title: Advertising Theory - 4

Course Title: Advertising Theory - 4	
Total Contact Hours: 128 Hrs.	Course Credits: 3
Formative Assessment Marks: 40	Duration of ESA/ EXAM: 2:30 Hours
Model Syllabus Authors: Chairman and Members of BOS – CAVA, Mysore.	Summative Assessment Marks: 60

Course Pre-requisite(s): Mention only course titles from the curriculum that are needed to be taken by the students before registering for this course.

Course Outcomes (COs): At the end of the course the student should be able to:

1. Theory knowledge brings the basic understanding of visual communication language with deeper awareness.
2. Course also provides opportunity to learn fundamentals of all domains.
3. At the end of the course the student should be able to understand the Creative Advertising, Market Research and Advertising Medias.

Content of Course 22 – Advertising Theory - 4 (Classes conducted by the Department of Applied Art)	64Hrs
Unit –01: Creative advertising.	20/21
Chapter No. 01: Planning and Execution. Chapter No. 02: Product analyses, Copy Platform. Chapter No. 03: Human Motives, Desire and Hope.	
Unit –02 Market and Market Research.	20/21
Chapter No. 04: Nature and Scope of Marketing. Chapter No. 05: Pre-Production, Planning and Prototype, Consumer Reaction. Chapter No. 06: Motivation Research and Brand Image.	
Unit –03 Selection of Advertising Media.	20/21
Chapter No. 07: Selection of Appropriate Media for Advertising. Chapter No. 08: Evaluation of the Media. Chapter No. 09: Major Media Analysis.	

Pedagogy – Lecture presentations. - Demonstrations and Studio Practices. - Assignment based learning. - Use of Learning Recourses: - Audio – Visual aids, Films, Documentaries & Power Point Presentations.

Reference Books:

1. **Advertising art and Ideas** –Dr Rage, 2. **Hand book of early advertising art pictorial Volume** – P horning, 3. **The new Guide to graphic Design** –BOB Cotton by W goody, 4. **Colour Harmony Layout, Hand book of Typography** –Kailas takie, 5. **Colour and meaning** –john gage, 6. **Advertising new techniques** –Thomas Kempen, 7. **Typography Essentials** –ina Saltz, 8. **Sign and Symbols** –Rotovision, 9. **The Graphics of communication 3rd Edition** –T Turnbull & russel N Baird, 10. **Ogilvy on Advertising** –Ogilvy, 11. **Creative source –3rd annual addition-** peter cordy, 12. **Graphic Design Refereed** –rock port publisher, 13. **Signs and Symbols** –mark Hampshire, 14. **Secrete of digital Animation-** Stewen with row, 15. **Typography Essentials** – imasahz, 16. **Grffiti world** – nicholos ganz, 17. **Contact: Human Communication and its History** Edited by Raymond Williams, 18. **Advertising 4th Edition** –Charles Schewe, 19. **Graphic Designers print plus colour hand book-**Barb Kerg, 20. **Complete Guide to Advertising** – Barry Day, 21. **Visual Transformation** –ABC Zurich. 22. **Colour and Meaning (Art, Science and Symbolism)** – John Gage.

Course Title: Project (Industry connect / Independent)

Course Title: Global Trends in Visual Art	
Total Contact Hours: 64 Hrs.	Course Credits: 6
Formative Assessment Marks: 60	Duration of ESA/ EXAM: 2:30 Hrs.
Model Syllabus Authors: Chairman and Members of BOS – CAVA, Mysore.	Summative Assessment Marks: 40

Course Pre-requisite(s): Mention only course titles from the curriculum that are needed to be taken by the students before registering for this course.

Course Outcomes (COs): At the end of the course the student should be able to:

1. To understand the cognitive aspects of student in the selected area.
2. To understand the new possibilities of meaning in existing knowledge.
3. To understand the significant knowledge resource in the specific area.
4. To understand the systematic way of research process.

Note: Students shall carry the research format, template and guidelines of research preparation and submission from the respective Department heads and mentor.

Discipline Specified Elective Courses (DSE) - 4

DSE Course 4 Painting		DSE Course 4 Sculpture		DSE Course 4 Graphics (Printmaking)	
Practical Credits	Teaching hours/semester	Practical Credits	Teaching hours/semester	Practical Credits	Teaching hours/semester
3	96	3	96	3	96

DSE Course 4 Applied Art		DSE Course 4 Photography and Photojournalism	
Practical Credits	Teaching hours/semester	Practical Credits	Teaching hours/semester
3	96	3	96

Content of DSE Course 4 - Painting (Classes conducted by Department of Painting)	96Hrs
Unit 01: Continue the personal art practice.	30/32
Unit 02: Experiment and understanding of the new ways of painting.	30/32
Unit 03: Art practice and its possibilities through painting.	30/32

Content of DSE Course 4 – Sculpture (Classes conducted by Department of Sculpture)	96Hrs
Unit 01: Continue the self-thought process in sculpture.	30/32
Unit 02: Express expression through wood or stone. (any process)	30/32
Unit 03: Express expression through metal sculpture. (any process)	30/32

Content of DSE Course 4 – Graphics (Printmaking) (Classes conducted by Department of Graphics [Printmaking])	96Hrs
Unit 01: Drawing based on personal expertise and creative expression.	30/32
Unit 02: Execution of Planography printing techniques and methods	30/32
Unit 03: Execution of Serigraphy printing techniques and methods.	30/32

Content of DSE Course 4 – Applied Art (Classes conducted by Department of Applied Art)	96Hrs
Unit 01: Advertising Layouts for Commercial Services.	30/32
Unit 02: Info graphics.	30/32
Unit 03: Publication Illustration, Fashion Illustration.	30/32

Content of DSE Course 4 – Photography & Photojournalism (Classes conducted by Department of Photography & Photojournalism)	96Hrs
Unit 01: Action Photography	30/32
Unit 02: Drone Photography	30/32
Unit 03: C 3 Assignment	30/32

Pedagogy Lecture presentations, Demonstrations, Assignment based learning.

DEPARTMENT OF PHOTOGRAPHY AND PHOTOJOURNALISM

CAVA, MYSORE

Program Credit Structure of Bachelor of Visual Arts (B.V.A.) 4 Years

Department of Photography & Photojournalism Specialization

Foundation in Visual Arts - Bachelor of Visual Arts (B.V.A.) 1 st Year Program							
Sem	Discipline Core Major (DSC)& Miner Discipline Core (MDC) (Credits)	Discipline Electives (DSE) / Open Electives (OE) (Credits)	Ability Enhancement Compulsory Courses (AECC), Languages (Credits)		Skill Enhancement Courses (SEC) (Credits)		Total credits
					Skill Based (SB)	Value Based (VB)	
I	C1 - (4 Credits) C2 - (4 Credits) C3 - (4 Credits)	OE-1 (3)	L1 - 1 (3) L2 - 1 (3)		SEC-1 (2)	Yoga (1) Health & Wellness (1)	25 / 26
II	C4 - (4 Credits) C5 - (4 Credits) C6 - (4 Credits)	OE-2 (3)	L1 - 2 (3) L2 - 2 (3)	EVS (3)		Sports (1) NCC/NSS/ R&R / Cultural (1)	25 / 26
Exit point with Certificate (with completion of courses equal to a minimum of 48 credits) & Entry Point for BVA Photography & Photojournalism Specialization courses							
III	C7 – Photography - 1 (5 Credits) C8 – Videography - 1 (4 Credits) C9 – Photojournalism - 1 (3 Credits)	OE-3 (3)	L1 - 3 (3) L2 - 3 (3)		SEC-2 (2)	Sports (1) NCC/NSS/R&R (S&G)/ Cultural (1)	25
IV	C10 – Photography - 2 (5 Credits) C11 – Videography - 2 (4 Credits) C12 – Photojournalism - 2 (3 Credits)		L1 - 4 (3) L2 - 4 (3)	CI (3)		Sports (1) NCC/NSS/R&R (S&G)/ Cultural (1)	25
Exit point with Diploma in Visual Arts Photography & Photojournalism (with completion of courses equal to a minimum of 96 credits or continue studies with both subjects as majors)							
V	C13 – Photography - 3 (5 Credits) C14 – Videography - 3 (4 Credits) C15 - Photojournalism – 3 (3 Credits) C16 –	Vocational-1 (3) DSE-1 (3)			SEC-3 (2)	Sports (1) NCC/NSS/R&R (S&G)/ Cultural (1)	25
VI	C17 – Photography - 4 (5 Credits) C18 – Videography - 4 (4 Credits) C19 - Photojournalism - 3 (3 Credits) C20 –	Vocational-2 (3) DSE-2 (3)			SEC-4 (2)	Sports (1) NCC/NSS/R&R (S&G)/ Cultural (1)	25
Exit point with Bachelor of Visual Arts, B.V.A. in Photography & Photojournalism (with completion of courses equal to a minimum of 140 credits or continue studies)							
VII	C19 – Photography & Videography (5 Credits) C20 – Photojournalism (3 Credits)	Vocational-3 (3) DSE-3 (3) Res. Methodology & Synopsis (3+3)					20
VIII	C21 – Photography & Videography (5 Credits) C22 – Photojournalism (3 Credits)	Vocational-4 (3) DSE-4 (3) Res. Project (6) *					20
Award of Bachelor of Visual Arts, B.V.A. Degree with Honours, in Photography & Photojournalism (with completion of courses equal to a minimum of 180 credits or continue studies)							

* In lieu of the research Project, two additional elective papers/ Internship may be offered.

Bachelor of Department of Photography & Photojournalism (B.V.A.) 3 rd Year Program							
V	C13 – Photography - 3 (6 Credits)	Vocational-1 (3)			SEC-3 Critical Thinking & Problem Solving or Some other SEC (2) (1+0+2)	Sports (1) (0+0+2)	23
	C14 - Videography - 3 (4 Credits)	DSE-1				NCC/NSS/R&R	
	C15 – Photojournalism – 3 (3 Credits)	Painting/ Sculpture/ Graphics/ Applied Art/ Photography and Photojournalism (3)				(S&G)/ Cultural (1) (0+0+2)	
	C16 -						
VI	C17 – Photography - 4 (4 Credits)	Vocational-2 (3)			SEC-4 Societal Communic ation or Some other SEC (2) (1+0+2)	Sports (1) (0+0+2)	23
	C18 - Videography - 4 (4 Credits)	DSE-2				NCC/NSS/R&R	
	C19 – Photojournalism – 4 (3 Credits)	Painting/ Sculpture/ Graphics/ Applied Art/ Photography and Photojournalism (3)				(S&G)/ Cultural (1) (0+0+2)	
	C20 -						
Exit point with Bachelor of Visual Arts (B.V.A.) in Photography & Photojournalism (with completion of courses equal to a minimum of 140 credits) or continue studies)							

Bachelor of Department of Photography & Photojournalism (B.V.A.) 4th Year Program							
VII	C19 – Photography & Videography (6 Credits) C20 – Photojournalism - 5 (3 Credits)	Vocational-3 (3) DSE-3 Any one from Department offered Elective Courses (3) Res. Methodology (3+5)					20
VIII	C21 – Photography & Videography (6 Credits) C22 - Photojournalism – 6 (3 Credits)	Vocational-4 (3) DSE-4 Any one from Department offered Elective Courses (3) Res. Project (6) *					21
Award of Bachelor of Visual Arts (B.V.A.) Degree with Honours, in Photography & Photojournalism (with completion of courses equal to a minimum of 180 credits) or continue studies)							

* In lieu of the research Project, two additional elective papers/ Internship may be offered.

Acronyms Expanded

DSC:	Discipline Specific Core (Course)
DSE:	Discipline Specific Elective
OEC:	Open Elective Course
AECC:	Ability Enhancement Compulsory Course
SEC-SB/VB:	Skill Enhancement Course-Skill Based/ Value Based
FA:	Formative Assessment / Internal Assessment (IA)
SA:	Summative Assessment / Semester End Examination. (SEE)

THE FOLLOWING TABLES INDICATES EACH SUBJECT & SCHEME OF EXAMINATION

Pattern of Examination – Distribution of Marks & L : T : P Pattern

Program: Bachelor of Visual Arts (B.V.A.)

Department of Photography and Photojournalism

V - Semester

Core Course											
SEM	Core Course & Credits - L : T : P	Course Type	IA- Theory		Exam	IA- Practical's		Exam	Max-Marks	Min-Pass C1+C2+C3	Examination Type & Hours
			C1	C2	C3	C1	C2	C3			
V	Photography - 3 (5 Credits) (0+ 2+ 3)	DSC 13	0	0	0	20	20	60	100	40	Display & Viva
V	Videography- 3 (4 Credits) (0+ 1+ 3)	DSC 14	0	0	0	20	20	60	100	40	Display & Viva
V	Photojournalism- 1 (3 Credits) (0+ 1+ 2)	DSC 15	0	0	0	20	20	60	100	40	Display & Viva
V	History of Communication & Photojournalism (3 Credits) (2+ 1+ 0)	DSC 16	20	20	60	0	0	0	100	40	2:30 Hour
SKILL Enhancement Courses											
V	Critical Thinking & Problem Solving or Some other (2 Credits) (1+0+ 1)	SEC – SB 3	0	0	0	25	25	50	20	2 Hour	
V	Sports (1 Credits) (0+0+2)	SEC – VB 3	0	0	0	25	25	50	20	Display & Viva	
V	NCC/ NSS/ R&R(S&G)/ Cultural (1 Credits) (0+0+2)		0	0	0	25	25	50	20		
Discipline Specified Electives											
V	Painting/ Sculpture/ Graphics/ Applied Art/ Photography and Photojournalism (3 Credits) (0+1+2)	DSE - 1	0	0	0	20	20	60	100	40	Display & Viva
V	Vocational – 1 (3 Credits) (0+1+2)	VC - 1	0	0	0	20	20	60	100	40	Display & Viva
Discipline Specified Electives offered by the college (any one of the fallowing)											
Discipline Specified Electives											
V	Painting	DSE - 1	0	0	0	20	20	60	100	40	Display & Viva
V	Sculpture	DSE - 1	0	0	0	20	20	60	100	40	Display & Viva
V	Graphics (Printmaking)	DSE - 1	0	0	0	20	20	60	100	40	Display & Viva
V	Applied Art	DSE - 1	0	0	0	20	20	60	100	40	Display & Viva
V	Photography and Photojournalism	DSE - 1	0	0	0	20	20	60	100	40	Display & Viva
Vocational Courses (Course will have offered as per university Instructions)											
V	Vocational - 1	VC - 1	0	0	0	20	20	60	100	40	Display & Viva

Department of Photography and Photojournalism

VI - Semester

Core Course											
SEM	Core Course & Credits - L : T : P	Course Type	IA- Theory		Exam	IA- Practical's		Exam	Max-Marks	Min-Pass C1+C2+C3	Examination Type & Hours
			C1	C2	C3	C1	C2	C3			
VI	Photography - 4 (5 Credits) (0+ 2+ 3)	DSC 17	0	0	0	20	20	60	100	40	Display & Viva
VI	videography - 4 (4 Credits) (0+ 1+ 3)	DSC 18	0	0	0	20	20	60	100	40	Display & Viva
VI	Photojournalism- 2 (3 Credits) (0+ 1+ 2)	DSC 19	0	0	0	20	20	60	100	40	Display & Viva
VI	History of Communication & Photojournalism (3 Credits) (2+ 1+ 0)	DSC 20	20	20	60	0	0	0	100	40	2:30 Hour
Skill Enhancement Courses											
VI	Societal Communication or Some other (2 Credits) (1+0+1)	SEC – SB 4	0	0	0	25	25	50	20	2 Hour	
VI	Sports (1 Credits) (0+0+2)	SEC – VB 4	0	0	0	25	25	50	20	Display & Viva	
VI	NCC/ NSS/ R&R(S&G)/ Cultural (1 Credits) (0+0+2)										
Discipline Specified Electives											
VI	Painting/ Sculpture/ Graphics/ Applied Art/ Photography and Photojournalism (3 Credits) (0+1+2)	DSE - 2	0	0	0	20	20	60	100	40	Display & Viva
VI	Vocational - 2	VC-2	0	0	0	20	20	60	100	40	Display & Viva

Discipline Specified Electives offered by the college (any one of the following)

Discipline Specified Electives											
VI	Painting	DSE - 2	0	0	0	20	20	60	100	40	Display & Viva
VI	Sculpture	DSE - 2	0	0	0	20	20	60	100	40	Display & Viva
VI	Graphics (Printmaking)	DSE - 2	0	0	0	20	20	60	100	40	Display & Viva
VI	Applied Art	DSE - 2	0	0	0	20	20	60	100	40	Display & Viva
VI	Photography and Photojournalism	DSE - 2	0	0	0	20	20	60	100	40	Display & Viva

Vocational Courses (Course will have offered as per university Instructions)											
VI	Vocational - 2	VC-2	0	0	0	20	20	60	100	40	Display & Viva

Format of Examination Paper

Practical Papers – Total Marks – 60

Display and Viva Voce = 60

Theory Papers – Total Marks – 60

Part A

10 Questions of 2 Marks Each = 20

Part B

4 Questions of 5 Marks Each = 20

Part C

2 Questions of 10 Marks Each = 20

Department of Photography and Photojournalism

VII - Semester

Core Course											
SEM	Core Course & Credits - L : T : P	Course Type	IA- Theory		Exam	IA- Practical's		Exam	Max-Marks	Min-Pass C1+C2+C3	Examination Type & Hours
			C1	C2	C3	C1	C2	C3			
VII	Photography & Videography (5 Credits) (0+ 2+ 3)	DSC 13	0	0	0	20	20	60	100	40	Display & Viva
VII	History of Communication & Photojournalism (3 Credits) (2+ 1+ 0)	DSC 16	20	20	60	0	0	0	100	40	2:30 Hour
Discipline Specified Electives											
VII	Painting/ Sculpture/ Graphics/ Applied Art/ Photography and Photojournalism (3 Credits) (0+1+2)	DSE - 3	0	0	0	20	20	60	100	40	Display & Viva
VII	Research Synopsis (Project) (3 Credits) (0+1+2)		0	0	0	30	30	40	100	40	Display & Viva
VII	Research Methodology (Theory) (3 Credits) (2+1+0)		20	20	60	0	0	0	100	40	2:30 Hour
VII	Vocational - 3	VC-3	0	0	0	20	20	60	100	40	Display & Viva

Discipline Specified Electives offered by the college (any one of the following)

Discipline Specified Electives											
VII	Painting	DSE - 3	0	0	0	20	20	60	100	40	Display & Viva
VII	Sculpture	DSE - 3	0	0	0	20	20	60	100	40	Display & Viva
VII	Graphics (Printmaking)	DSE - 3	0	0	0	20	20	60	100	40	Display & Viva
VII	Applied Art	DSE - 3	0	0	0	20	20	60	100	40	Display & Viva
VII	Photography and Photojournalism	DSE - 3	0	0	0	20	20	60	100	40	Display & Viva

Vocational Courses (Course will have offered as per university Instructions)											
VII	Vocational - 3	VC-3	0	0	0	20	20	60	100	40	Display & Viva

Format of Examination Paper

Practical Papers – Total Marks – 60

Display and Viva Voce = 60

Project Papers – Total Marks – 40

Display and Viva Voce = 40

Theory Papers – Total Marks – 60

Part A

10 Questions of 2 Marks Each = 20

Part B

4 Questions of 5 Marks Each = 20

Part C

2 Questions of 10 Marks Each = 20

Department of Photography and Photojournalism

VIII - Semester

Core Course											
SEM	Core Course & Credits - L : T : P	Course Type	IA- Theory		Exam	IA- Practical's		Exam	Max-Marks	Min-Pass C1+C2+C3	Examination Type & Hours
			C1	C2	C3	C1	C2	C3			
VIII	Photography & Videography (5 Credits) (0+ 2+ 3)	DSC 13	0	0	0	20	20	60	100	40	Display & Viva
VIII	History of Communication & Photojournalism (3 Credits) (2+ 1+ 0)	DSC 16	20	20	60	0	0	0	100	40	2:30 Hour
Discipline Specified Electives											
VIII	Painting/ Sculpture/ Graphics/ Applied Art/ Photography and Photojournalism (3 Credits) (0+1+2)	DSE - 4	0	0	0	20	20	60	100	40	Display & Viva
VIII	Project / Internship (6 Credits) (0+2+4)		0	0	0	30	30	40	100	40	Display & Viva
VIII	Vocational - 4	VC-4	0	0	0	20	20	60	100	40	Display & Viva

Discipline Specified Electives offered by the college (any one of the following)

Discipline Specified Electives											
VIII	Painting	DSE - 4	0	0	0	20	20	60	100	40	Display & Viva
VIII	Sculpture	DSE - 4	0	0	0	20	20	60	100	40	Display & Viva
VIII	Graphics (Printmaking)	DSE - 4	0	0	0	20	20	60	100	40	Display & Viva
VIII	Applied Art	DSE - 4	0	0	0	20	20	60	100	40	Display & Viva
VIII	Photography and Photojournalism	DSE - 4	0	0	0	20	20	60	100	40	Display & Viva

Vocational Courses (Course will have offered as per university Instructions)											
VIII	Vocational - 4	VC-4	0	0	0	20	20	60	100	40	Display & Viva

Format of Examination Paper

Practical Papers – Total Marks – 60

Display and Viva Voce = 60

Project Papers – Total Marks – 40

Display and Viva Voce = 40

Theory Papers – Total Marks – 60

Part A

10 Questions of 2 Marks Each = 20

Part B

4 Questions of 5 Marks Each = 20

Part C

2 Questions of 10 Marks Each = 20

BVA 5th Semester

Discipline Core Courses (DSC)

Course 13 Photography - 3		Course 14 Videography - 3		Course 15 Photojournalism -3		Course 16 History of Communication & Photojournalism	
Number of Practical Credits	Number of Teaching hours/sem	Number of Practical Credits	Number of Teaching hours/sem	Number of Practical Credits	Number of Teaching hours/sem	Number of Theory credits	Number of Lecture hours/sem
5	160	4	128	3	96	3	64

Course Title: Photography – 3

Course Title: Photography - 3	
Total Contact Hours: 160 Hrs.	Course Credits: 5
Formative Assessment Marks: 40	Duration of ESA/ EXAM: Jury & Viva
Model Syllabus Authors: Chairman and Members of BOS – CAVA, Mysore.	Summative Assessment Marks: 60

Course Pre-requisite(s): Mention only course titles from the curriculum that are needed to be taken by the students before registering for this course.

Course Outcomes (COs): At the end of the course the student should be able to:

(Write 3-7 course outcomes. Course outcomes are statements of observable student actions that serve as evidence of knowledge, skills and values acquired in this course)

1 students get the knowledge about the how to using light.

2 An understanding preparing studio setup in own knowledge.

3 An understanding of the industrial and commercial application of photographic techniques.

Content of Course 13 – Photography – 3	160Hrs
Unit 01: Lighting in photography	53/54
Chapter No. 01: Introduction Chapter No. 02: Types & Technique of Lighting, key light, Fill Light, Back Light, Three Point Lighting, Soft Light, Hard light, Rim Light Chapter No. 03: High Key & Low Key	
Unit 02: Food Photography	53/54
Chapter No. 04: Intro to Food Photography Chapter No. 05: Food Styling, Props & Background for Capturing Image Chapter No. 06: Equipment's using for Food Photography, Camera, Lighting Framing, Composition	
Unit 03: Industrial Photography	53/54
Chapter No. 07: Introduction, Nature and Scope Chapter No. 08: Machinery & Machine Process Photography Chapter No. 09: Natural Light & Artificial Light (Indore & outdoor Lighting)	

Pedagogy - Lecture presentations. - Demonstrations and Studio Practices. - Assignment based learning. - Out Door Practice:- Study of Heritage Buildings, Monuments, Zoo & Museums etc. - Use of Learning Recourses: - Audio – Visual aids, Films, Documentaries & Power Point Presentations.

Book Reference

Digital lighting photography complete – Michal Freeman

The basic book of photography - Newnes

The beginner photography guide - Chris Gatcum

Course Title: Videography– 3

Course Title: Videography - 3	
Total Contact Hours: 128 Hrs.	Course Credits: 4
Formative Assessment Marks: 40	Duration of ESA/ EXAM: Jury & Viva
Model Syllabus Authors: Chairman and Members of BOS – CAVA, Mysore.	Summative Assessment Marks: 60

Course Pre-requisite(s): Mention only course titles from the curriculum that are needed to be taken by the students before registering for this course.

Course Outcomes (COs): At the end of the course the student should be able to:

(Write 3-7 course outcomes. Course outcomes are statements of observable student actions that serve as evidence of knowledge, skills and values acquired in this course)

1. Understand visual language and grammar along with composition of shots
2. Knowledge about camera support system and taking care of them
3. Ability to make ad film

Content of Course 14 – Videography – 3	128Hrs
Unit –01: Visual Language	40/42
Chapter No. 01: Principles of visual language Chapter No. 02: Perception and composition Chapter No. 03: Classifications of shots	
Unit –02: Camera Support System	40/42
Chapter No. 04: Moving the camera Chapter No. 05: Camera and support system care Chapter No. 06: Taking care of video storage or memory	
Unit –03: Ad Film Making	40/42
Chapter No. 07: Developing concept. Chapter No. 08: Public service advertising Chapter No. 09: Video ad making	

Pedagogy - Lecture presentations. - Demonstrations and Studio Practices. - Assignment based learning. - Out Door Practice:- Study of Heritage Buildings, Monuments, Zoo & Museums etc. - Use of Learning Recourses: - Audio – Visual aids, Films, Documentaries & Power Point Presentations.

Books for reference

1. Video production – Vasuki Belavadi
2. Corporate video production- Stuart Sweetow
3. Single-camera video production- Robert B. Musburgr and Michael R. Ogden
4. Video production handbook-Gerald Miller son and Jim Owens
5. Ad-makers - Time Von Logue Newth

Course Title: Photojournalism– 3

Course Title: Photojournalism- 1	
Total Contact Hours: 96 Hrs.	Course Credits: 3
Formative Assessment Marks: 40	Duration of ESA/ EXAM: Jury & Viva
Model Syllabus Authors: Chairman and Members of BOS – CAVA, Mysore.	Summative Assessment Marks: 60

Course Pre-requisite(s): Mention only course titles from the curriculum that are needed to be taken by the students before registering for this course.

Course Outcomes (COs): At the end of the course the student should be able to:

(Write 3-7 course outcomes. Course outcomes are statements of observable student actions that serve as evidence of knowledge, skills and values acquired in this course)

1. Knowledge about photojournalism
2. Know about famous photojournalists and their contribution
3. Ability to capture news photographs
4. Ability to present photos with caption and write up

Content of Course 15 – Photojournalism– 3	96 Hrs
Unit –01: introduction	32
Chapter No. 01: Definition, nature and scope Chapter No. 02: History of photojournalism Chapter No.03: Analysis of famous photographers (assign. 5 photo prints with analysis)	
Unit –02: Photojournalism	32
Chapter No. 04: News photography introduction Chapter No. 05: Magazine photography Chapter No. 06: analysis of famous photojournalists (5 photojournalist's photo prints with write up)	
Unit –03: Photo presentation	32
Chapter No. 07: Photo caption writing Chapter No. 08: Political news photographs Chapter No. 09: Capturing 25 photo prints with news elements (size 8x12 inches)	

Pedagogy - Lecture presentations. - Demonstrations and Studio Practices. - Assignment based learning. - Out Door Practice:- Study of Heritage Buildings, Monuments, Zoo & Museums etc. - Use of Learning Recourses: - Audio – Visual aids, Films, Documentaries & Power Point Presentations.

Books for reference

1. Basic photography- Newnes
2. Photojournalism – Rothsteline
3. History of photography- Cyemshem G.R.

Course Title: History of Communication & Photojournalism

Course Title: History of Communication & Photojournalism	
Total Contact Hours: 128 Hrs.	Course Credits: 4
Formative Assessment Marks: 40	Duration of ESA/ EXAM: 3 Hours
Model Syllabus Authors: Chairman and Members of BOS – CAVA, Mysore.	Summative Assessment Marks: 60

Course Pre-requisite(s): Mention only course titles from the curriculum that are needed to be taken by the students before registering for this course.

Course Outcomes (COs): At the end of the course the student should be able to:

1. Students get the Knowledge about the Events covering
2. Student get about Practical Knowledge about the job
3. Mainly about our Indian Journalism

Content of Course 16 – History of Communication & Photojournalism (Classes conducted by Department of Photography And Photojournalism)	64Hrs
Unit –01: Introduction to Indian Journalism	20/21
Chapter No. 01. Brief history of the Indian Press Chapter No. 02: Introduction to press laws- defamation, libel and slander Chapter No. 03: Qualifications of a reporter, reporting staff- reporters, Correspondents, stringers and special correspondents.	
Unit –02: History of Communications	20/21
Chapter No. 04: Non-verbal communications- symbolic body language gestures, Verbal and non-verbal communications intention, awareness and meaning. Chapter No. 05: Non-verbal communication system, sending non-verbal Messages, receiving non-verbal messages. Chapter No. 06: Sound as a means of communications-rituals, sorcery, ancestor worship and Bhootha rituals.	
Unit –03: Photojournalism Covering Event	20/21
Chapter No. 07: Covering speeches, public personalities, seminars and meetings Chapter No. 08: Covering interviews, press conferences, elections, strikes, conflict, Curfew, war and hospitals. Chapter No. 09: Practical assignments on covering musical event	

Pedagogy - Lecture Method – Class Room Teaching. - Assignment based learning. - Visit to Visual Art Departments, Heritage Buildings, Monuments, Museums etc. - Use of Learning Recourses: -Audio – Visual aids, Films, Documentaries, Power Point Presentations.

Discipline Specified Elective Courses (DSE) - 1

DSE Course 1 Painting		DSE Course 1 Sculpture		DSE Course 1 Graphics (Printmaking)	
Practical Credits	Teaching hours/semester	Practical Credits	Teaching hours/semester	Practical Credits	Teaching hours/semester
3	96	3	96	3	96

DSE Course 1 Applied Art		DSE Course 1 Photography and Photojournalism	
Practical Credits	Teaching hours/semester	Practical Credits	Teaching hours/semester
3	96	3	96

Content of DSE Course 1 - Painting (Classes conducted by Department of Painting)	96Hrs
Unit 01: Transformation of observation into suitable painting medium.	30/32
Unit 02: Contemplation the expression in different formats & surfaces. (Canvas, paper, wood, metal, etc.)	30/32
Unit 03: Personal expression through painting medias and possibilities.	30/32

Content of DSE Course 1 – Sculpture (Classes conducted by Department of Sculpture)	96Hrs
Unit 01: Relief sculpture practice in different medias with personal expression.	30/32
Unit 02: Transform self-expression in to tree dimension and practice maquettes and sculpture making in clay.	30/32
Unit 03: Tools and techniques of molding and casting, practice in any one media.	30/32

Content of DSE Course 1 – Graphics (Printmaking) (Classes conducted by Department of Graphics [Printmaking])	96Hrs
Unit 01: Expressing drawing through printing process.	30/32
Unit 02: Execution of planography with lithography and platography.	30/32
Unit 03: Exploration of drawing appropriate to engraving method.	30/32

Content of DSE Course 1 – Applied Art (Classes conducted by Department of Applied Art)	96Hrs
Unit 01: Raster Graphics - Using one of the quotes, create one typographical poster that will make the key parts of the message stand out for the reader.	30/32
Unit 02: Raster Graphics - Create one cool typographic poster using your favorite quote.	30/32
Unit 03: Raster Graphics - Create one cool typographic poster using your favorite Image or Illustration.	30/32

Content of DSE Course 1 – Photography & Photojournalism (Classes conducted by Department of Photography & Photojournalism)	96Hrs
Unit 01: Lighting in photography	30/32
Unit 02: High key & Low key Photography	30/32
Unit 03: Industrial Photography	30/32

Pedagogy Lecture presentations, Demonstrations, Assignment based learning.

BVA 6th Semester

Discipline Core Courses (DSC)

Course 17 Photography - 4		Course 18 Videography - 4		Course 19 Photojournalism - 4		Course 20 History of Communication & Photojournalism	
Number of Practical Credits	Number of Teaching hours/sem	Number of Practical Credits	Number of Teaching hours/sem	Number of Practical Credits	Number of Teaching hours/sem	Number of Theory credits	Number of Lecture hours/sem
5	160	4	128	3	96	3	64

Course Title: Photography– 4

Course Title: Photography – 4	
Total Contact Hours: 160 Hrs.	Course Credits: 5
Formative Assessment Marks: 40	Duration of ESA/ EXAM: Jury & Viva
Model Syllabus Authors: Chairman and Members of BOS – CAVA, Mysore.	Summative Assessment Marks: 60

Course Pre-requisite(s): Mention only course titles from the curriculum that are needed to be taken by the students before registering for this course.

Course Outcomes (COs): At the end of the course the student should be able to:

(Write 3-7 course outcomes. Course outcomes are statements of observable student actions that serve as evidence of knowledge, skills and values acquired in this course)

1 The ability to work in experimental manipulative techniques documentary photography interpretive studies.

2 The ability to work and Study independently

4. Student will have sufficient mastery of one or more mediaS

Content of Course 17 – Photography – 4	160Hrs
Unit 01: Wild Life Photography	53/54
Chapter No. 01: Introduction of Wildlife Photography Chapter No. 02: Camera, Lenses, Depth of Field, Tripod, Focal length, Filters Chapter No. 03: Landscape, Nature, Sky space, Macro, Instant, Fauna	
Unit 02: Product Photography	53/54
Chapter No. 04: Lighting in Sunlight & Artificial Light (Indore & outdoor Lighting) Chapter No. 05: Product, Compotation, Arrangements of Elements, Space for the Picture Chapter No. 06: Equipment setup Studio Lighting, 360 Degree photography in Product	
Unit 03: Travel Photography	53/54
Chapter No. 07: Elements of Compotation Equipment & Tips for Travel Photography Chapter No. 08: Fundamental Photographic Techniques for Travel Photography Chapter No. 09: Designing Photographs Using Light, Lenses Perspective Scale and Action to Link to Place	

Pedagogy - Lecture presentations. - Demonstrations and Studio Practices. - Assignment based learning. - Out Door Practice:- Study of Heritage Buildings, Monuments, Zoo & Museums etc. - Use of Learning Resources: - Audio – Visual aids, Films, Documentaries & Power Point Presentations.

Book Reference:

Travel Diary's at Photography - Paul Theroux

National geographic – Andrew Carroll

Digital Photography - Bill Bryson

Course Title: Videography – 4

Course Title: Videography– 4	
Total Contact Hours: 128 Hrs.	Course Credits: 4
Formative Assessment Marks: 40	Duration of ESA/ EXAM: Jury & Viva
Model Syllabus Authors: Chairman and Members of BOS – CAVA, Mysore.	Summative Assessment Marks: 60

Course Pre-requisite(s): Mention only course titles from the curriculum that are needed to be taken by the students before registering for this course.

Course Outcomes (COs): At the end of the course the student should be able to:

(Write 3-7 course outcomes. Course outcomes are statements of observable student actions that serve as evidence of knowledge, skills and values acquired in this course)

1. Knowledge about preparing story board, budgeting the film and planning pre-production stage of video making
2. Ability to review shots and execution of shooting
3. Skills to produce short film in reproduction, production and post-production stages

Content of Course 18 Videography– 4	128Hrs
Unit –01: Video planning	40/42
Chapter No. 01: Story board, scripting and screenplay Chapter No. 02: Budgeting Chapter No. 03: Shooting schedule	
Unit –02: Shooting	40/42
Chapter No. 04: Rehearsing Chapter No. 05: Executing shoots Chapter No. 06: Reviewing the shots	
Unit –03: Short Film Making	40/42
Chapter No. 07: Developing story and dialogue Chapter No. 08: Formatting the script Chapter No. 09: Shooting (Indoor and Outdoor)	

Pedagogy - Lecture presentations. - Demonstrations and Studio Practices. - Assignment based learning. - Out Door Practice:- Study of Heritage Buildings, Monuments, Zoo & Museums etc. - Use of Learning Recourses: - Audio – Visual aids, Films, Documentaries & Power Point Presentations.

Books for reference

1. Video production by vasuki belavadi
2. Video production hand book by Gerald Millerson and Jim Owens
3. Making short films by Clifford Thurlow
4. The digital film making and book by Ben long

Course Title: Photojournalism - 4

Course Title: Photojournalism - 4	
Total Contact Hours: 96 Hrs.	Course Credits: 3
Formative Assessment Marks: 40	Duration of ESA/ EXAM: Jury & Viva
Model Syllabus Authors: Chairman and Members of BOS – CAVA, Mysore.	Summative Assessment Marks: 60

Course Pre-requisite(s): Mention only course titles from the curriculum that are needed to be taken by the students before registering for this course.

Course Outcomes (COs): At the end of the course the student should be able to:

(Write 3-7 course outcomes. Course outcomes are statements of observable student actions that serve as evidence of knowledge, skills and values acquired in this course)

1. Ability to become a freelance journalist
2. Practical exposure to tell a story through photographs
3. Ability to understand and preserve wildlife

Content of Course 19 – Photojournalism - 4	96 Hrs
Unit –01: Freelance photography	32
Chapter No. 01: Freelance photography Chapter No. 02: Freelance photographers and their qualifications Chapter No. 03: Analysis of successful freelance photographers and their famous Photographs with detail write up (assign. 5 photo prints with analysis)	
Unit –02: Photo Features	32
Chapter No. 04: Story telling through photographs (create a story) Chapter No. 05: Feature story telling write up with photographs Chapter No. 06: Sports feature story with photographs (10 photo prints with story write up)	
Unit –03: Wildlife photojournalism	32
Chapter No. 07: Understanding wildlife Chapter No. 08: Journalism with wildlife photography Chapter No. 09: Presentation of 20 wildlife photo prints with detailed write up (size 8x12 inches)	

Pedagogy - Lecture presentations. - Demonstrations and Studio Practices. - Assignment based learning. - Out Door Practice:- Study of Heritage Buildings, Monuments, Zoo & Museums etc. - Use of Learning Recourses: - Audio – Visual aids, Films, Documentaries & Power Point Presentations.

Books for reference

1. Print media and photojournalism- Swati Chatham and Naveen Chandra
2. Freelancing- R.K. Murthy

Course Title: History of Communication & Photojournalism

Course Title: History of Communication & Photojournalism	
Total Contact Hours: 128 Hrs.	Course Credits: 4
Formative Assessment Marks: 40	Duration of ESA/ EXAM: 3 Hours
Model Syllabus Authors: Chairman and Members of BOS – CAVA, Mysore.	Summative Assessment Marks: 60

Course Pre-requisite(s): Mention only course titles from the curriculum that are needed to be taken by the students before registering for this course.

Course Outcomes (COs): At the end of the course the student should be able to:

(Write 3-7 course outcomes. Course outcomes are statements of observable student actions that serve as evidence of knowledge, skills and values acquired in this course)

1. Students get the Knowledge about the Events covering
2. Student get about Practical Knowledge about the job
3. Mainly about Daily Newspaper and preparation

Content of Course 20 – History of Communication & Photojournalism (Classes conducted by Department of Photography And Photojournalism)	64Hrs
Unit –01 Techniques of editing	20/21
Chapter No. 01: Techniques of editing – rewriting, copy editing symbols. Chapter No. 02: Headline writing- definition, types of headline, functions of headline, Techniques of headline writing. Chapter No. 03: Page makeup - principles of page makeup	
Unit –02: History of Communications	20/21
Chapter No. 04: National flags, international symbols, signs and symbols in India. Chapter No. 05: Development of written language- illuminated and illustrated manuscripts, Puppets, pictographs, signs and symbols shared by society. Chapter No. 06: Development of multi- art forms -visual and performing arts, painting and Sculpture, dance and drama, their applications to communications.	
Unit –03: Photojournalism	20/21
Chapter No. 07: Covering accidents, fires, disasters, floods and other natural calamities. Chapter No. 08: Covering crime and maintaining a relationship with the police. Chapter No. 09: Practical assignments. “The Eye” wall newspaper	

Pedagogy - Lecture Method – Class Room Teaching. - Assignment based learning. - Visit to Visual Art Departments, Heritage Buildings, Monuments, Museums etc. - Use of Learning Recourses: -Audio – Visual aids, Films, Documentaries, Power Point Presentations.

Books Reference

The best books on the history of Communication Skills – Andrew Petttegree

Knowledge is power – Richard D. Brown, Traditional media and development communication – k Madhusudan

Discipline Specified Elective Courses (DSE) - 2

DSE Course 2 Painting		DSE Course 2 Sculpture		DSE Course 2 Graphics (Printmaking)	
Practical Credits	Teaching hours/semester	Practical Credits	Teaching hours/semester	Practical Credits	Teaching hours/semester
3	96	3	96	3	96

DSE Course 2 Applied Art		DSE Course 2 Photography and Photojournalism	
Practical Credits	Teaching hours/semester	Practical Credits	Teaching hours/semester
3	96	3	96

Content of DSE Course 2 - Painting (Classes conducted by Department of Painting)	96Hrs
Unit 01: Possibilities and methods of basic painting process.	30/32
Unit 02: Practice any one media of painting with self-expression.	30/32
Unit 03: Develop the composition through day to day life.	30/32

Content of DSE Course 2 – Sculpture (Classes conducted by Department of Sculpture)	96Hrs
Unit 01: Terracotta sculptures.	30/32
Unit 02: Round sculptures in wood or stone.	30/32
Unit 03: Molding and casting practice in any one media.	30/32

Content of DSE Course 2 – Graphics (Printmaking) (Classes conducted by Department of Graphics [Printmaking])	96Hrs
Unit 01: Expressing drawing through printing process.	30/32
Unit 02: Understanding serigraphy process through drawing.	30/32
Unit 03: Understanding fabric and it's printing through process.	30/32

Content of DSE Course 2 – Applied Art (Classes conducted by Department of Applied Art)	96Hrs
Unit 01: Vector Graphics – Creating Communicational Design.	30/32
Unit 02: Vector Graphics - Creating Pattern Design.	30/32
Unit 03: Vector Graphics - Creating Character Design / Illustration in your own concept.	30/32

Content of DSE Course 2 – Photography & Photojournalism (Classes conducted by Department of Photography & Photojournalism)	96Hrs
Unit 01: Wild Life Photography	30/32
Unit 02: Product Photography	30/32
Unit 03: Travel Photography	30/32

Pedagogy Lecture presentations, Demonstrations, Assignment based learning.

BVA 7th Semester

Discipline Core Courses (DSC)

Course 21 Photography and Videography		Course 22 History of Communication & Photojournalism		Research Methodology (Theory)		Research Synopsis (Practical's)	
Number of Practical Credits	Number of Teaching hours/sem	Number of Theory credits	Number of Lecture hours/sem	Number of Theory credits	Number of Lecture hours/sem	Number of Practical Credits	Number of Teaching hours/sem
5	160	3	64	3	64	3	64

Course Title: Photography and Videography

Course Title: Photography and Videography	
Total Contact Hours: 160 Hrs.	Course Credits: 5
Formative Assessment Marks: 40	Duration of ESA/ EXAM: Jury & Viva
Model Syllabus Authors: Chairman and Members of BOS – CAVA, Mysore.	Summative Assessment Marks: 60

Course Pre-requisite(s): Mention only course titles from the curriculum that are needed to be taken by the students before registering for this course.

Course Outcomes (COs): At the end of the course the student should be able to:

(Write 3-7 course outcomes. Course outcomes are statements of observable student actions that serve as evidence of knowledge, skills and values acquired in this course)

1. Students become assistant of the leading fashion photographer.
2. Student will be able to work independently to achieve stated goals.
3. Students learn upgrade technical in drone photography

Content of Course 21 Photography and Videography	160Hrs
Unit 01: Fashion Photography	53/54
Chapter No. 01: Introduction & History of Fashion Chapter No. 02: Fashion Pose & Expression, Stylist, Location, Model Clothes Planning Chapter No. 03: Lighting Special Effects, Advance Lighting, Creating Background (Indore & Outdoor Fashion Lighting)	
Unit 02: Advertising Photography	53/54
Chapter No. 04: Role of Photography in Advertising, Working Schedules Chapter No. 05: Professional and Creative shootings Chapter No. 06: Different types of Fashion Photography, Catlog Photography, High Fashion, Street Fashion, Editorial Fashion and Runway Fashion	
Unit 03: Documentary film making	53/54
Chapter No. 07: concept of documentary Chapter No. 08: Developing from Idea to script Chapter No. 09: Documentary production	

Pedagogy - Lecture presentations. - Demonstrations and Studio Practices. - Assignment based learning. - Out Door Practice:- Study of Heritage Buildings, Monuments, Zoo & Museums etc. - Use of Learning Recourses: - Audio – Visual aids, Films, Documentaries & Power Point Presentations.

Book Reference

Beauty Shorts by - Alex Lag & Jan Wood

Fashion Photography Pro Lighting Seriously Fashion by – Freeman

Making the cut in Fashion - Breed

Course Title: History of Communication & Photojournalism

Course History of Communication & Photojournalism	
Total Contact Hours: 128 Hrs.	Course Credits: 3
Formative Assessment Marks: 40	Duration of ESA/ EXAM: 2:30 Hours
Model Syllabus Authors: Chairman and Members of BOS – CAVA, Mysore.	Summative Assessment Marks: 60

Course Pre-requisite(s): Mention only course titles from the curriculum that are needed to be taken by the students before registering for this course.

Course Outcomes (COs): At the end of the course the student should be able to:

(Write 3-7 course outcomes. Course outcomes are statements of observable student actions that serve as evidence of knowledge, skills and values acquired in this course)

1. To enable the students to apply journalistic ethics
- 2 to understand the media laws and ethics
- 3 to understand the growth and types of mass communication media
- 4 to know the information gathering techniques

Content of Course 22 – History of Communication & Photojournalism (Classes conducted by Department of Photography And Photojournalism)	64Hrs
Unit –01 Mass Communication and Media Laws	20/21
Chapter No. 01: Definition, nature, scope and functions of communication. Chapter No. 02: Definition, nature, scope and functions of communication. Chapter No. 03: The Press and Registration of Books Act 1867.	
Unit –02 Communication through journalism	20/21
Chapter No. 04: News media Chapter No. 05: News and views as communication content Chapter No. 06: Interviews, press conference and features	
Unit –03 Laws and ethics	20/21
Chapter No. 07: Media laws	

Chapter No. 08: Media ethics

Chapter No. 09: Copyright act

Pedagogy - Lecture Method – Class Room Teaching. - Assignment based learning. - Visit to Visual Art Departments, Heritage Buildings, Monuments, Museums etc. - Use of Learning Recourses: -Audio – Visual aids, Films, Documentaries, Power Point Presentations.

Reference Books

1 Journalism in India by Rangaswami Parthasarathy

2 Mass communication and journalism in India by D.S.Mehta

3 Mass communications in India by Kevel J Kumar

Course Title: Research Methodology (Theory)

Course Title: Research Methodology (Theory)	
Total Contact Hours: 128 Hrs.	Course Credits: 3
Formative Assessment Marks: 40	Duration of ESA/ EXAM: 2:30 Hours
Model Syllabus Authors: Chairman and Members of BOS – CAVA, Mysore.	Summative Assessment Marks: 60

Course Pre-requisite(s): Mention only course titles from the curriculum that are needed to be taken by the students before registering for this course.

Course Outcomes (COs): At the end of the course the student should be able to:

9. To understand the process of research methodology.
10. To understand different tools of research.
3. To understand the different types of research methods.
4. To understand the different research methods.
5. To understand the research design.
6. To understand the research ethics.
7. To understand the synopsis writing and components.

Content of Course 22 – Research Methodology (Theory)	64Hrs
Unit –01: Scientific research methodology	20/21
Chapter No. 01: Definition of Research, Objectives of research, Types of Research, Research Approaches, Research Problem, Literature Survey, Hypothesis, Research Design, Sampling, Data Collection, Hypothesis Testing, Interpretation. Chapter No. 02: Research Design, Sampling Designs, Data Collection and Validation, Hypothesis, Chapter No. 03: Paper/synopsis writing, Computer Applications, Field & Computer herds, Instrumentation, Safety Measures.	
Unit –02: Research Components	20/21
Chapter No. 04: Components of synopsis, hypothesis, objectives of research, types of research, research approaches. Chapter No. 05: Scope & Nature of research problem Chapter No. 06: Significance & Limitation of research	
Unit –03: Research in Visual Art	20/21
Chapter No. 07: Narrative, Story Telling, Sacred, History painting, Colonial Legacy,	

Identity issues, Nativity, Feminism, Museums & Monuments, Art & Craft, Bengal Famine, Contextual Modernism. Popular Visual Culture. Body & Material as Metaphor. Chapter No. 08: Case studies of research papers. Identifying salient areas in the field of visual arts Chapter No. 09: Synopsis writing based on selected area.	
--	--

Pedagogy - Lecture Method – Class Room Teaching. - Assignment based learning. - Visit to Visual Art Departments, libraries, Heritage Buildings, Monuments, Museums etc. - Use of Learning Recourses: -Audio – Visual aids, Films, Documentaries, Power Point Presentations.

Course Title: Synopsis

Course Title: Synopsis	
Total Contact Hours: 64 Hrs.	Course Credits: 3
Formative Assessment Marks: 60	Duration of ESA/ EXAM: Display and Viva
Model Syllabus Authors: Chairman and Members of BOS – CAVA, Mysore.	Summative Assessment Marks: 40

Note: Students has to submit a synopsis proposal before submitting synopsis, with consultation of faculty / mentor and respective department HOD. The synopsis study must be in relation to the course taught in the semester. The synopsis must be submitted in form of typed manuscript with supportable images. The document should be presented with properly bonded.

Discipline Specified Elective Courses (DSE) - 3

DSE Course 3 Painting		DSE Course 3 Sculpture		DSE Course 3 Graphics (Printmaking)	
Practical Credits	Teaching hours/semester	Practical Credits	Teaching hours/semester	Practical Credits	Teaching hours/semester
3	96	3	96	3	96

DSE Course 3 Applied Art		DSE Course 3 Photography and Photojournalism	
Practical Credits	Teaching hours/semester	Practical Credits	Teaching hours/semester
3	96	3	96

Content of DSE Course 3 - Painting (Classes conducted by Department of Painting)	96Hrs
Unit 01: Self-thought process and express through painting.	30/32
Unit 02: Execution of painting techniques and methods.	30/32
Unit 03: Selecting the medias of painting to concept or self- expression.	30/32

Content of DSE Course 3 – Sculpture (Classes conducted by Department of Sculpture)	96Hrs
Unit 01: Composing round sculpture through own thought process.	30/32
Unit 02: Self- expression through Assembling wood or stone.	30/32
Unit 03: Self- expression through Carving in wood or stone.	30/32

Content of DSE Course 3 – Graphics (Printmaking) (Classes conducted by Department of Graphics [Printmaking])	96Hrs
Unit 01: Drawing based on personal expertise and creative expression.	30/32
Unit 02: Execution of Relief printing techniques and methods.	30/32
Unit 03: Execution of Intaglio printing techniques and methods.	30/32

Content of DSE Course 3 – Applied Art (Classes conducted by Department of Applied Art)	96Hrs
Unit 01: Conceptual illustrative Exercises.	30/32
Unit 02: Story Board Illustration.	30/32
Unit 03: Editorial Illustration.	30/32

Content of DSE Course 3 – Photography & Photojournalism (Classes conducted by Department of Photography & Photojournalism)	96Hrs
Unit 01: Fashion Photography	30/32
Unit 02: Advertising Photography	30/32
Unit 03: Food Photography	30/32

Pedagogy Lecture presentations, Demonstrations, Assignment based learning.

BVA 8th Semester

Discipline Core Courses (DSC)

Course 23 Photography and Videography		Course 24 History of Communication & Photojournalism		Project / Internship	
Number of Practical Credits	Number of Teaching hours/sem	Number of Theory credits	Number of Lecture hours/sem	Number of Practical Credits	Number of Teaching hours/sem
5	160	3	64	6	192

Course Title: Photography and Videography

Course Title: Photography and Videography	
Total Contact Hours: 160 Hrs.	Course Credits: 5
Formative Assessment Marks: 40	Duration of ESA/ EXAM: Jury & Viva
Model Syllabus Authors: Chairman and Members of BOS – CAVA, Mysore.	Summative Assessment Marks: 60

Course Pre-requisite(s): Mention only course titles from the curriculum that are needed to be taken by the students before registering for this course.

Course Outcomes (COs): At the end of the course the student should be able to:

(Write 3-7 course outcomes. Course outcomes are statements of observable student actions that serve as evidence of knowledge, skills and values acquired in this course)

1. It will bring in keen observation and grasping abilities. It aims to develop an understanding and transfer into Photography perception on Action Photography
2. It will equip them with Photography skills and learn How to handling Clint.
3. Course also provides opportunity to learn from the internships.
4. This course allows students to deeply observe and study the nature, culture and develop visual sensibilities, perceptual skills, analytical skills and representa

Content of Course 21 – Photography and Videography	160Hrs
Unit 01: Action Photography	53/54
Chapter No. 01: Introduction of Action Photography	
Chapter No. 02: Accessories & Equipment, Lenses, Tripod, Lighting, Creating A Story Board	
Chapter No. 03: Tricks of Sports and Action Photography, track and Field Sports	
Unit 02: Drone Photography	53/54
Chapter No. 04: History of Aerial Photography	
Chapter No. 05: Planning & Elements Aerial Photography	
Chapter No. 06: Aerial Photo Interpretation Techniques and Tools	
Unit 03: assignments	53/54
Chapter No. 07: Video or film	
Chapter No. 08: Discussion on film making	
Chapter No. 09: Editing and its types with assignment	

Pedagogy - Lecture presentations. - Demonstrations and Studio Practices. - Assignment based learning. - Out Door Practice:- Study of Heritage Buildings, Monuments, Zoo & Museums etc. - Use of Learning Recourses: - Audio – Visual aids, Films, Documentaries & Power Point Presentations.

Book Reference

Digital Sports photography – G Newman Lowrance

Sports photography - Puffer read miller

The Handbook Of drone Photography - Chase Guttman

Course Title: History of Communication & Photojournalism

Course Title: History of Communication & Photojournalism	
Total Contact Hours: 128 Hrs.	Course Credits: 3
Formative Assessment Marks: 40	Duration of ESA/ EXAM: 2:30 Hours
Model Syllabus Authors: Chairman and Members of BOS – CAVA, Mysore.	Summative Assessment Marks: 60

Course Pre-requisite(s): Mention only course titles from the curriculum that are needed to be taken by the students before registering for this course.

Course Outcomes (COs): At the end of the course the student should be able to:

(Write 3-7 course outcomes. Course outcomes are statements of observable student actions that serve as evidence of knowledge, skills and values acquired in this course)

1. Two understand the national communication objectives
- 2 Students will able to know about awards and expert studies in the field of communication and photo journalism
- 3 Prepare students for expected career
- 4 Understand the importance of photographs in communication and journalism

Unit –01 Mass Communication and Media Laws (Classes conducted by Department of Photography & Photojournalism)	20/21
Chapter No. 01: Right to Information Act 2000. Chapter No. 02: Press Council of India. Chapter No. 03: Sedition and obscenity.	
Unit –02 Preparation for a career in communication and photo journalism	20/21
Chapter No. 04: Opportunities in the field of communication and photo journalism Chapter No. 05: Required knowledge and skills Chapter No. 06: Selection of resources and preparation	
Unit –03 Role of photography in communication and journalism	20/21
Chapter No. 07: Basic understanding of photo journalism as communication content Chapter No. 08: Usage of photographs for journalistic purpose Chapter No. 09: A critique on the world's contemporary photo journalism	

Pedagogy - Lecture Method – Class Room Teaching. - Assignment based learning. - Visit to Visual Art Departments, Heritage Buildings, Monuments, Museums etc. - Use of Learning Recourses: -Audio – Visual aids, Films, Documentaries, Power Point Presentations.

Books Reference

1. Journalism in India - Rangaswami parthasarathy
2. Mass communication and journalism in India - DS Mehta
3. Mass communications in India - kevel J Kumar

Course Title: Project (Industry connect / Independent)

Course Title: Global Trends in Visual Art	
Total Contact Hours: 64 Hrs.	Course Credits: 6
Formative Assessment Marks: 60	Duration of ESA/ EXAM: 2:30 Hrs.
Model Syllabus Authors: Chairman and Members of BOS – CAVA, Mysore.	Summative Assessment Marks: 40

Course Pre-requisite(s): Mention only course titles from the curriculum that are needed to be taken by the students before registering for this course.

Course Outcomes (COs): At the end of the course the student should be able to:

1. To understand the cognitive aspects of student in the selected area.
2. To understand the new possibilities of meaning in existing knowledge.
3. To understand the significant knowledge resource in the specific area.
4. to understand the systematic way of research process.

Note: Students shall carry the research format, template and guidelines of research preparation and submission from the respective Department heads and mentor.

Discipline Specified Elective Courses (DSE) - 4

DSE Course 4 Painting		DSE Course 4 Sculpture		DSE Course 4 Graphics (Printmaking)	
Practical Credits	Teaching hours/semester	Practical Credits	Teaching hours/semester	Practical Credits	Teaching hours/semester
3	96	3	96	3	96

DSE Course 4 Applied Art		DSE Course 4 Photography and Photojournalism	
Practical Credits	Teaching hours/semester	Practical Credits	Teaching hours/semester
3	96	3	96

Content of DSE Course 4 - Painting (Classes conducted by Department of Painting)	96Hrs
Unit 01: Continue the personal art practice.	30/32
Unit 02: Experiment and understanding of the new ways of painting.	30/32
Unit 03: Art practice and its possibilities through painting.	30/32

Content of DSE Course 4 – Sculpture (Classes conducted by Department of Sculpture)	96Hrs
Unit 01: Continue the self-thought process in sculpture.	30/32
Unit 02: Express expression through wood or stone. (any process)	30/32
Unit 03: Express expression through metal sculpture. (any process)	30/32

Content of DSE Course 4 – Graphics (Printmaking) (Classes conducted by Department of Graphics [Printmaking])	96Hrs
Unit 01: Drawing based on personal expertise and creative expression.	30/32
Unit 02: Execution of Planography printing techniques and methods	30/32
Unit 03: Execution of Serigraphy printing techniques and methods.	30/32

Content of DSE Course 4 – Applied Art (Classes conducted by Department of Applied Art)	96Hrs
Unit 01: Advertising Layouts for Commercial Services.	30/32
Unit 02: Info graphics.	30/32
Unit 03: Publication Illustration, Fashion Illustration.	30/32

Content of DSE Course 4 – Photography & Photojournalism (Classes conducted by Department of Photography & Photojournalism)	96Hrs
Unit 01: Action Photography	30/32
Unit 02: Drone Photography	30/32
Unit 03: C 3 Assignment	30/32

Pedagogy Lecture presentations, Demonstrations, Assignment based learning.

DEPARTMENT OF ART HISTORY

CAVA, MYSORE

Program Credit Structure of Bachelor of Visual Arts (B.V.A.) 4 Years

Department of Art History Specialization

Foundation in Visual Arts - Bachelor of Visual Arts (B.V.A.) 1 st Year Program							
Sem	Discipline Core Major (DSC)& Miner Discipline Core (MDC) (Credits)	Discipline Electives (DSE) / Open Electives (OE) (Credits)	Ability Enhancement Compulsory Courses (AECC), Languages (Credits)		Skill Enhancement Courses (SEC) (Credits)		Total credits
					Skill Based (SB)	Value Based (VB)	
I	C1 - (4 Credits) C2 - (4 Credits) C3 - (4 Credits)	OE-1 (3)	L1 - 1 (3) L2 - 1 (3)		SEC-1 (2)	Yoga (1) Health & Wellness(1)	25/ 26
II	C4 - (4 Credits) C5 - (4 Credits) C6 - (4 Credits)	OE-2 (3)	L1 - 2 (3) L2 - 2 (3)	EVS (3)		Sports (1)NCC/NSS/ R&R)/ Cultural (1)	25/ 26
Exit point with Certificate (with completion of courses equal to a minimum of 48 credits) & Entry Point for BVA Art History Specialization courses							
III	C7 – Ancient Indian Art (Sculpture) (4 Credits) C8 – Cultural History of India (4 Credits) C9 – Art of Early Civilizations (4 Credits)	OE-3 (3)	L1 - 3 (3) L2 - 3 (3)		SEC-2 (2)	Sports (1) NCC/NSS/R&R (S&G)/ Cultural (1)	25
IV	C10 – Medieval Indian Art (Sculpture) (4 Credits) C11 – Cultural History of West (4 Credits) C12 – Christian Art (Byz. Got. & Rens.) (4 Credits)		L1 - 4 (3) L2 - 4 (3)	CI (3)		Sports (1) NCC/NSS/R&R (S&G)/ Cultural (1)	25
Exit point with Diploma in Visual Arts Art History (with completion of courses equal to a minimum of 96 credits or continue studies with both subjects as majors)							
V	C13 – Indian Painting (4 Credits) C14 – Indian Aesthetics (4 Credits) C15 – European Art (Mannerism to Realism(4 Credits) C16 – Project (3 Credits)	Vocational-1 (3) DSE-1 (3)			SEC-3 (2)	Sports (1) NCC/NSS/R&R (S&G)/ Cultural (1)	25
VI	C17 – Far Eastern Art (4 Credits) C18 – Western Aesthetics (4 Credits) C19 – Tribal, Folk & Popular Art of India (4 Credits) C20 – Project (3 Credits)	Vocational-2 (3) DSE-2 (3)			SEC-4 (2)	Sports (1) NCC/NSS/R&R (S&G)/ Cultural (1)	25
Exit point with Bachelor of Visual Arts, B.V.A. in Art History (with completion of courses equal to a minimum of 140 credits or continue studies)							
VII	C19 – Modern Western Art (4 Credits) C20 – Modern Indian Art (4 Credits)	Vocational-3 (3) DSE-3 (3) Res. Methodology & Synopsis (3+3)					20
VIII	C21 – History of Art History (4 Credits) C22 – Global Trends in Visual Art (4 Credits)	Vocational-4 (3) DSE-4 (3) Res. Project (6) *					20
Award of Bachelor of Visual Arts, B.V.A. Degree with Honours, in Art History (with completion of courses equal to a minimum of 180 credits or continue studies)							

* In lieu of the research Project, two additional elective papers/ Internship may be offered.

Bachelor of Department of Art History (B.V.A.) 3rd Year Program							
V	C13 – Indian Painting (4 Credits) C14 – Indian Aesthetics (4 Credits) C15 – European Art (Mannerism to Realism) (4 Credits) C16 – Project (3 Credits)	Vocational-1 (3) DSE-1 Painting/ Sculpture/ Graphics/ Applied Art/ Photography and Photojournalism (3)			SEC-3 Critical Thinking & Problem Solving or Some other SEC (2) (1+0+2)	Sports (1) (0+0+2) NCC/NSS/R&R (S&G)/ Cultural (1) (0+0+2)	22
VI	C17 – Far Eastern Art (4 Credits) C18 – Western Aesthetics (4 Credits) C19 – Tribal, Folk & Popular Art of India (4 Credits) C20 – Project (3 Credits)	Vocational-2 (3) DSE-2 Painting/ Sculpture/ Graphics/ Applied Art/ Photography and Photojournalism (3)			SEC-4 Societal Communication or Some other SEC (2) (1+0+2)	Sports (1) (0+0+2) NCC/NSS/R&R (S&G)/ Cultural (1) (0+0+2)	22
Exit point with Bachelor of Visual Arts (B.V.A.) in Art History (with completion of courses equal to a minimum of 140 credits) or continue studies)							
Bachelor of Department of Art History (B.V.A.) 4th Year Program							
VII	C19 – Modern Western Art (4 Credits) C20 – Modern Indian Art (4 Credits)	Vocational-3 (3) DSE-3 Painting/ Sculpture/ Graphics/ Applied Art/ Photography and Photojournalism (3) Res. Methodology & Synopsis (3+3)					20
VIII	C21 – History of Art History (4 Credits) C22 – Global Trends in Visual Art (4 Credits)	Vocational-4 (3) DSE-4 Painting/ Sculpture/ Graphics/ Applied Art/ Photography and Photojournalism (3) Res. Project (6) *					21
Award of Bachelor of Visual Arts (B.V.A.) Degree with Honours, in Art History (with completion of courses equal to a minimum of 140 credits) or continue studies)							

* In lieu of the research Project, two additional elective papers/ Internship may be offered.

Acronyms Expanded

DSC:	Discipline Specific Core (Course)
DSE:	Discipline Specific Elective
OEC:	Open Elective Course
AECC:	Ability Enhancement Compulsory Course
SEC-SB/VB:	Skill Enhancement Course-Skill Based/ Value Based
FA:	Formative Assessment / Internal Assessment (IA)
SA:	Summative Assessment / Semester End Examination. (SEE)
L+T+P:	Lecture + Tutorial + Practical(s)

THE FOLLOWING TABLES INDICATES EACH SUBJECT & SCHEME OF EXAMINATION

Pattern of Examination – Distribution of Marks & L : T : P Pattern

Program: Bachelor of Visual Arts (B.V.A.)

Department of Art History Specialization

V - Semester

Core Course											
SEM	Core Course & Credits - L : T : P	Course Type	IA- Theory		Exam	IA- Practical's		Exam	Max-Marks	Min-Pass C1+C2+C3	Examination Type & Hours
			C1	C2	C3	C1	C2	C3			
V	Indian Painting (4 Credits) (2+2+0)	DSC 13	20	20	60	0	0	0	100	40	2:30 Hour
V	Indian Aesthetics (4 Credits) (2+2+0)	DSC 14	20	20	60	0	0	0	100	40	2:30 Hour
V	European Art (Mannerism to Realism) (4 Credits) (2+2+0)	DSC 15	20	20	60	0	0	0	100	40	2:30 Hour
V	Project (3 Credits) (2+1+0)	DSC 16	0	0	0	30	30	40	100	40	Display & Viva
SKILL Enhancement Courses											
V	Critical Thinking & Problem Solving or Some other (2 Credits) (1+0+ 2)	SEC – SB 3	0	0	0	25		25	50	20	2 Hour
V	Sports (1 Credits) (0+0+2)	SEC – VB 3	0	0	0	25		25	50	20	Display & Viva
V	NCC/ NSS/ R&R(S&G)/ Cultural (1 Credits) (0+0+2)		0	0	0	25		25	50	20	
Discipline Specified Electives											
V	Painting/ Sculpture/ Graphics/ Applied Art/ Photography and Photojournalism (3 Credits) (0+1+2)	DSE - 1	0	0	0	20	20	60	100	40	Display & Viva
V	Vocational – 1 (3 Credits) (0+1+2)	VC - 1	0	0	0	20	20	60	100	40	Display & Viva

Discipline Specified Electives offered by the college (any one of the following)

Discipline Specified Electives											
V	Painting	DSE - 1	0	0	0	20	20	60	100	40	Display & Viva
V	Sculpture	DSE - 1	0	0	0	20	20	60	100	40	Display & Viva
V	Graphics (Printmaking)	DSE - 1	0	0	0	20	20	60	100	40	Display & Viva
V	Applied Art	DSE - 1	0	0	0	20	20	60	100	40	Display & Viva
V	Photography and Photojournalism	DSE - 1	0	0	0	20	20	60	100	40	Display & Viva

Vocational Courses (Course will have offered as per university Instructions)											
V	Vocational - 1	VC - 1	0	0	0	20	20	60	100	40	Display & Viva

Department of Art History Specialization

VI - Semester

Core Course											
SEM	Core Course & Credits - L : T : P	Course Type	IA- Theory		Exam	IA- Practical's		Exam	Max-Marks	Min-Pass C1+C2+C3	Examination Type & Hours
			C1	C2	C3	C1	C2	C3			
VI	Far Eastern Art (4 Credits) (4 Credits) (2+2+0)	DSC 17	20	20	60	0	0	0	100	40	2:30 Hour
VI	Western Aesthetics (4 Credits) (2+2+0)	DSC 18	20	20	60	0	0	0	100	40	2:30 Hour
VI	Tribal, Folk & Popular Art of India (4 Credits) (2+2+0)	DSC 19	20	20	60	0	0	0	100	40	2:30 Hour
VI	Project (3 Credits) (2+1+0)	DSC 20	0	0	0	30	30	40	100	40	Display & Viva
Skill Enhancement Courses											
VI	Sports (1 Credits) (0+0+2)	SEC – VB 4	0	0	0	25	25	50	20	Display & Viva	
VI	NCC/ NSS/ R&R(S&G)/ Cultural (1 Credits) (0+0+2)										
Discipline Specified Electives											
VI	Painting/ Sculpture/ Graphics/ Applied Art/ Photography and Photojournalism (3 Credits) (0+1+2)	DSE - 2	0	0	0	20	20	60	100	40	Display & Viva
VI	Vocational - 2	VC-2	0	0	0	20	20	60	100	40	Display & Viva

Discipline Specified Electives offered by the college (any one of the following)

Discipline Specified Electives											
VI	Painting	DSE - 2	0	0	0	20	20	60	100	40	Display & Viva
VI	Sculpture	DSE - 2	0	0	0	20	20	60	100	40	Display & Viva
VI	Graphics (Printmaking)	DSE - 2	0	0	0	20	20	60	100	40	Display & Viva
VI	Applied Art	DSE - 2	0	0	0	20	20	60	100	40	Display & Viva
VI	Photography and Photojournalism	DSE - 2	0	0	0	20	20	60	100	40	Display & Viva

Vocational Courses (Course will have offered as per university Instructions)											
VI	Vocational - 2	VC-2	0	0	0	20	20	60	100	40	Display & Viva

Format of Examination Paper

Practical Papers – Total Marks – 60

Display and Viva Voce = 60

Project Papers – Total Marks – 40

Display and Viva Voce = 40

Theory Papers – Total Marks –60

Part A

10 Questions of 2 Marks Each = 20

Part B

4 Questions of 5 Marks Each = 20

Part C

2 Questions of 10 Marks Each = 20

Department of Art History Specialization

VII - Semester

Core Course											
SEM	Core Course & Credits - L : T : P	Course Type	IA- Theory		Exam	IA- Practical's		Exam	Max-Marks	Min-Pass C1+C2+C3	Examination Type & Hours
			C1	C2	C3	C1	C2	C3			
VII	Modern Western Art (4 Credits) (2+ 2+ 0)	DSC 21	20	20	60	0	0	0	100	40	2:30 Hour
VII	Modern Indian Art (4 Credits) (2+ 2+ 0)	DSC 22	20	20	60	0	0	0	100	40	2:30 Hour
Discipline Specified Electives											
VII	Painting/ Sculpture/ Graphics/ Applied Art/ Photography and Photojournalism (3 Credits) (0+1+2)	DSE - 3	0	0	0	20	20	60	100	40	Display & Viva
VII	Research Synopsis (Project) (3 Credits) (0+1+2)		0	0	0	30	30	40	100	40	Display & Viva
VII	Research Methodology (Theory) (3 Credits) (2+1+0)		20	20	60	0	0	0	100	40	2:30 Hour
VII	Vocational - 3	VC-3	0	0	0	20	20	60	100	40	Display & Viva

Discipline Specified Electives offered by the college (any one of the following)

Discipline Specified Electives											
VII	Painting	DSE - 3	0	0	0	20	20	60	100	40	Display & Viva
VII	Sculpture	DSE - 3	0	0	0	20	20	60	100	40	Display & Viva
VII	Graphics (Printmaking)	DSE - 3	0	0	0	20	20	60	100	40	Display & Viva
VII	Applied Art	DSE - 3	0	0	0	20	20	60	100	40	Display & Viva
VII	Photography and Photojournalism	DSE - 3	0	0	0	20	20	60	100	40	Display & Viva

Vocational Courses (Course will have offered as per university Instructions)											
VII	Vocational - 3	VC-3	0	0	0	20	20	60	100	40	Display & Viva

Format of Examination Paper

Practical Papers – Total Marks – 60

Display and Viva Voce = 60

Project Papers – Total Marks – 40

Display and Viva Voce = 40

Theory Papers – Total Marks –60

Part A

10 Questions of 2 Marks Each = 20

Part B

4 Questions of 5 Marks Each = 20

Part C

2 Questions of 10 Marks Each = 20

Department of Art History Specialization

VIII - Semester

Core Course											
SEM	Core Course & Credits - L : T : P	Course Type	IA- Theory		Exam	IA- Practical's		Exam	Max-Marks	Min-Pass C1+C2+C3	Examination Type & Hours
			C1	C2	C3	C1	C2	C3			
VIII	History of Art History (4 Credits) (2+ 2+ 0)	DSC 23	20	20	60	0	0	0	100	40	2:30 Hour
VIII	Global Trends in Visual Art (4 Credits) (2+ 2+ 0)	DSC 24	20	20	60	0	0	0	100	40	2:30 Hour
Discipline Specified Electives											
VIII	Painting/ Sculpture/ Graphics/ Applied Art/ Photography and Photojournalism (3 Credits) (0+1+2)	DSE - 4	0	0	0	20	20	60	100	40	Display & Viva
VIII	Project / Internship (6 Credits) (0+2+4)		0	0	0	30	30	40	100	40	Display & Viva
VIII	Vocational - 4	VC-4	0	0	0	20	20	60	100	40	Display & Viva

Discipline Specified Electives offered by the college (any one of the following)

Discipline Specified Electives											
VIII	Painting	DSE - 4	0	0	0	20	20	60	100	40	Display & Viva
VIII	Sculpture	DSE - 4	0	0	0	20	20	60	100	40	Display & Viva
VIII	Graphics (Printmaking)	DSE - 4	0	0	0	20	20	60	100	40	Display & Viva
VIII	Applied Art	DSE - 4	0	0	0	20	20	60	100	40	Display & Viva
VIII	Photography and Photojournalism	DSE - 4	0	0	0	20	20	60	100	40	Display & Viva

Vocational Courses (Course will have offered as per university Instructions)											
VIII	Vocational - 4	VC-4	0	0	0	20	20	60	100	40	Display & Viva

Format of Examination Paper

Practical Papers – Total Marks – 60

Display and Viva Voce = 60

Project Papers – Total Marks – 40

Display and Viva Voce = 40

Theory Papers – Total Marks –60

Part A

10 Questions of 2 Marks Each = 20

Part B

4 Questions of 5 Marks Each = 20

Part C

2 Questions of 10 Marks Each = 20

BVA 5th Semester

Discipline Core Courses (DSC)

Course 13 Indian Painting		Course 14 Indian Aesthetics		Course 15 European Art (Mannerism to Realism)		Course 16 Project	
Number of Theory credits	Number of Lecture hours/semester	Number of Theory credits	Number of Lecture hours/semester	Number of Theory credits	Number of Lecture hours/semester	Number of Practical credits	Number of Practical hours/semester
4	64	4	64	4	64	3	64

Course Title: Indian Painting

Course Title: Indian Painting	
Total Contact Hours: 64 Hrs.	Course Credits: 4
Formative Assessment Marks: 40	Duration of ESA/ EXAM: 2:30 Hours
Model Syllabus Authors: Chairman and Members of BOS – CAVA, Mysore.	Summative Assessment Marks: 60

Course Pre-requisite(s): Indian Painting

Course Outcomes (COs):

1. How religious caves, temples are carved in stone in the natural environment.
2. Life style and beliefs of Buddhism
3. Buddhism ichnography
4. Buddha's life and achievements
5. Influence of Buddhism and other cultures and visual languages
6. To understand the development of Miniature tradition in India
7. to understand the impact of European ideas on Indian Art.

Content of Course 13 - Indian Painting	64Hrs
Unit 01:	20/21
Chapter No. 01: Pre Historic Paintings of Bhimbetka, Ajanta murals, Sittnavasal Paintings, Chalukyan cave paintings. Chapter No. 02: Eastern & Western Indian Manuscript Paintings. Chapter No. 03: Vijayanagara, Deccani & South Indian Murals and Manuscript Painting Tradition.	
Unit 02:	20/21
Chapter No. 04: Islamic painting tradition in India. Sultanate and Mughal period paintings. Chapter No. 05: Early Rajasthani & Rajaputh Schools- Mewar Udaipur, Deogarh, Nathdwara, Kota, Bundi, Kishangarh- Marwar- Bikaner, Jodhpur Chapter No. 06: Pahari School of Painting -Basholi, Guler, Kangra and Sub-Schools	
Unit 03:	20/21
Chapter No. 07: Mughal Influence and Declining In Painting. Chapter No. 08: Company School Paintings and its features. Chapter No. 09: European Artists in India & Early Art Schools in India	

References Resources:

- [Havell, E. B. \(1908\). *Indian sculpture and painting*. John Murray, London.](#)
- [Coomaraswamy, Ananda K. \(1914\). *Viśvakarmā; examples of Indian architecture, sculpture, painting, handicraft*. London.](#)
- [Havell, E. B. \(1920\). *A Handbook of Indian Art*. John Murray, London.](#)
- *Indian Painting*, by [Percy Brown](#). Published by Y. M. C. A. publishing house, 1960.
- *Indian Painting*, by Philip S. Rawson. Published by P.Tisné, 1961.
- *Indian Painting: The Scene, Themes, and Legends*, by Mohindar Singh Randhawa, John Kenneth Galbraith. Published by Houghton Mifflin, 1968.
- *Indian Painting*, by Douglas E. Barrett, [Basil Gray](#). Published by Skira, 1978. [ISBN 0-8478-0160-8](#).
- Kossak, Steven. (1997). [Indian court painting, 16th–19th century](#). Metropolitan Museum of Art. [ISBN 0-87099-783-1](#)
- Stella Kramrisch (1954). [The Art of India: Traditions of Indian Sculpture, Painting, and Architecture](#). Phaidon Publishers. [ISBN 9788120801820](#). [OCLC 16539346](#).
- Stella Kramrisch (1928). [The Vishnudharmottaram, part III. A treatise on Indian painting](#). Calcutta University Press. [OCLC 504043783](#).
- Lerner, Martin (1984). [The flame and the lotus: Indian and Southeast Asian art from the Kronos collections](#). New York: The Metropolitan Museum of Art. [ISBN 0-87099-374-7](#).
- Parul Dave Mukherji (2001). [विष्णुधर्मोत्तरपुराणीयं चित्रसूत्रम् \(The Citrasutra of the Vishnudharmottara Purana\)](#). Motilal Banarsidass Publishers. [ISBN 978-81-208-1805-7](#).
- Isabella Nardi (2007b). [The Theory of Citrasutras in Indian Painting: A Critical Re-evaluation of their Uses and Interpretations](#). Routledge. [ISBN 978-1-134-16523-0](#).
- Isabella Nardi (2007). "The concepts of Painting and the Figure of the Painter as Described in Selected Sanskrit Sources". *Archiv Orientální*. 75 (3).
- [A History of Indian Painting: The Modern Period](#) by Krishna Chaitanya. Published by Abhinav Publications, 1994. [ISBN 81-7017-310-8](#).
- C. Sivaramamurti (1996). [Indian Painting](#). India Book House. [ISBN 8123720149](#). [OCLC 977530313](#).
- C. Sivaramamurti (1978b). *Chitrasutra of the Vishnudharmottara*. Kanak Publications. [OCLC 5856266](#).
- C. Sivaramamurti (1968). [South Indian Paintings](#). National Museum. [ISBN 978-81-230-0052-7](#).
- C. Sivaramamurti (1978). [The painter in ancient India](#). National Museum. [ISBN 9788123000527](#). [OCLC 963176976](#).
- [Ramayana by Valmiki illustrated with Indian miniatures from the 16th to the 19th century](#), Diane de Selliers Publisher, 2011, [ISBN 978-2-903656-76-8](#)
- Welch, Stuart Cary (1985). [India: art and culture, 1300–1900](#). New York: The Metropolitan Museum of Art. [ISBN 978-0-944142-13-4](#).

Pedagogy - Lecture presentations. - Demonstrations and Studio Practices. - Assignment based learning. - Out Door Practice:- Study of Heritage Buildings, Monuments, Zoo & Museums etc. - Use of Learning Recourses: - Audio – Visual aids, Films, Documentaries & Power Point Presentations

Course Title: Indian Aesthetics

Course Title: Indian Aesthetics	
Total Contact Hours: 64 Hrs.	Course Credits: 4
Formative Assessment Marks: 40	Duration of ESA/ EXAM: 2:30 Hours
Model Syllabus Authors: Chairman and Members of BOS – CAVA, Mysore.	Summative Assessment Marks: 60

Course Pre-requisite(s): Indian Aesthetics

Course Outcomes (COs):

22. How cultural history is documented reflected in the visual arts
23. How religious practice beliefs socio political Indirectly effects artistic Perceptions
24. How Religious philosophical school and thoughts becomes the Source of art History
25. How cultural history is the main source in the development of art history
26. Study of Great sagas, scholars, political and Social movements plays important role in the visual art development
27. To understand the development of Aesthetic Theories proposed by Indian Theoreticians.
28. Associate the Art Principles with Visual Arts of different periods.

Content of Course 14 – Indian Aesthetics	64Hrs
Unit –01:	20/21
Chapter No. 01: Introduction to Aesthetics and its scope Chapter No. 02: Genesis and development of Aesthetic Chapter No. 03: Brief introduction to the basic principles of Indian philosophy as related to the arts.	
Unit –02:	20/21
Chapter No. 04: Evolution of the Aesthetic concepts Chapter No. 05: Natayashastra of Bharat Muni. Chapter No. 06: Theories of Rasa, Dhvani, Alamkara, Riti,	
Unit –03:	20/21
Chapter No. 07: Inter relationship of the above concepts and their relevance to arts. Chapter No. 08: Interrelationship of visual and performing arts Chapter No. 09: Shadanga relevance to Vishnudharmottara Purana	

Reference Resources

- Comparative Aesthetics - Indian & Western Aesthetics (Vol 1 & 2). Prof. Kanti Chandra Pandey.
- Sen, R. K., *Aesthetic Enjoyment: Its Background in Philosophy and Medicine*, Calcutta: University of Calcutta, 1966
- Sen, R. K., *A Brief Introduction to a Comparative Study of Greek and Indian Aesthetics and Poetics*, Calcutta: Sen Ray & Co., 1954
- Sen, R. K., *Nature of Aesthetic Enjoyment in Greek and Indian Analyses*, Indian Aesthetics and Art Activity, Simla: Indian Institute of Advanced Study, 1968
- Sukla, Ananta Charan, *The Concept of Imitation in Greek and Indian Aesthetics*, Calcutta: Rupa & Co., 1977
- Sukla, Ananta Charan, *Understanding and Enjoyment in Aesthetic Experience*, Journal of Comparative Literature and Aesthetics: 1978
- Sukla, Ananta Charan, *Contemporary Indian Aesthetics*, Milan (Italy): Rubbertino, 1995
- Sukla, Ananta Charan, *Representation in Painting and Drama: Arguments from Indian Aesthetics*, Journal of Comparative Literature and Aesthetics: 1992
- Sukla, Ananta Charan, *Aesthetics Beyond/ Within Aesthetics: The Scope and Limits of Indian Aesthetics*, Journal of Comparative Literature and Aesthetics: 1995
- Sukla, Ananta Charan, *Rasa, Sringara and Sringara Rasa: Aesthetics as Mass Culture in Indian Antiquity*, Lahti (Finland): 1995

- Sukla, Ananta Charan, *Art, Nature and the Artfactuality of Art and Nature: A Plea for Environmental Aesthetics in Ancient India*, Journal of Comparative Literature and Aesthetics: 1996
- Sukla, Ananta Charan, *Art, Reality and the Reality of the Arts: Ontology, Representation and The Sister Arts Theory in Indian Aesthetics*, Indian Response to Literary Theory, Delhi: 1996
- Sukla, Ananta Charan, *Emotion, Aesthetic Experience and the Contextualist Turn*, International Yearbook of Aesthetics: 1996
- Sukla, Ananta Charan, *Dhvani as a Pivot in Sanskrit Literary Aesthetics*, East and West in Aesthetics, Siena (Italy): 1997
- Sukla, Ananta Charan, *Transculturality of Classical Indian Aesthetics*, Frontiers of Transculturality in Contemporary Aesthetics, Turin (Italy): 2001
- Sukla, Ananta Charan, *Contemporary Indian Aesthetics*, Vishvanatha Kaviraja Institute (India): 1995
- Matthew Jones (January 2010). "Bollywood, Rasa and Indian Cinema: Misconceptions, Meanings and Millionaire". Visual Anthropology 23 (1): 33–43.
- Welch, Stuart Cary (1985). [India: art and culture, 1300-1900](#). New York: The Metropolitan Museum of Art. ISBN 9780944142134.
-

Pedagogy - Lecture presentations. - Demonstrations and Studio Practices. - Assignment based learning. - Out Door Practice:- Study of Heritage Buildings, Monuments, Zoo & Museums etc. - Use of Learning Recourses: - Audio – Visual aids, Films, Documentaries & Power Point Presentations.

Course Title: European Art (Mannerism to Realism)

Course Title: European Art (Mannerism to Realism)	
Total Contact Hours: 64 Hrs.	Course Credits: 4
Formative Assessment Marks: 40	Duration of ESA/ EXAM: 2;30 Hours
Model Syllabus Authors: Chairman and Members of BOS – CAVA, Mysore.	Summative Assessment Marks: 60

Course Pre-requisite(s): European Art (Mannerism to Realism)

Course Outcomes (COs):

1. Historical development of art and culture
2. International visual language with life and beliefs
3. Artistic expression and communication and religious aspects of the region
4. Art materials, tools and implementation of techniques of the period
5. Comparative Study of visual and cultural life of the different regions and values
6. How life style is Documented in Architectural and Monumental art works
7. To Understand the stylistic differences among the different periods from mannerism to Realism art works.

Content of Course 15 – European Art (Mannerism to Realism)	64Hrs
Unit –01	20/21
Chapter No. 01: Mannerism: The shift of concepts and ideals from High Renaissance to Mannerism. Neo Platonic philosophy Chapter No. 02: Baroque: Colonialism and the economic repercussions. Colonialism and the spread of art. Baroque concept of grandeur. Chapter No. 03: concept of Rococo, less commonly Roccoco or Late Baroque, is an exceptionally ornamental and theatrical style of architecture, art and decoration which	

combines asymmetry, scrolling curves, gilding, white and pastel colours, sculpted moulding, and trompe-l'œil frescoes to create surprise and the illusion of motion and drama	
Unit –02	20/21
Chapter No. 04: Neo Classicism: Political background of the period. French Revolution, Age of Terror, Napoleonic Wars. Art as documentation of history. Chapter No. 05: Romanticism: Concept of Romanticism. Hobbes, Schlegel, Herder, Goethe, Herder, Burke, Kant and Romantic philosophy. Chapter No. 06: Ideological position of Realism. Marx and Engels. Bohemianism, Socialism and Anarchism. Realism in allied fields. Rise of Novel. Class awareness in Realism and Courbet. Millet, Corot, Rousseau and Barbizon school.	
Unit –03	20/21
Chapter No. 07: John Bergers Ways of Seeing Chapter 1 Chapter No. 08: John Bergers Ways of Seeing Chapter 2 Chapter No. 09: John Bergers Ways of Seeing Chapter 3	

Reference Resources

1. Anthony White and Kay Sutton, *Harrap's Illustrated Dictionary of Art and Artists*, Harrap Books Ltd., (1990) [ISBN 0245546928](#)
 2. Helen Gardner, *Gardner's Art through the Ages*, (1970) Harcourt, Brace and World, [ISBN 0155037528](#)
 3. Robert Erich Wolf and Ronald Millen, *Renaissance and Mannerist Art*, Harry N. Abrams, (1968)
- Andersen, Liselotte. 1969. *Baroque and Rococo Art*, New York: H. N. Abrams. [ISBN 978-0-8109-8027-3](#)
 - [Bailey, Gauvin Alexander](#). 2012. *Baroque & Rococo*, London: Phaidon Press. [ISBN 978-0-7148-5742-8](#)
 - [Bazin, Germain](#), 1964. *Baroque and Rococo*. Praeger World of Art Series. New York: Praeger. (Originally published in French, as *Classique, baroque et rococo*. Paris: Larousse. English edition reprinted as *Baroque and Rococo Art*, New York: Praeger, 1974)
 - [Buci-Glucksmann, Christine](#). 1994. *Baroque Reason: The Aesthetics of Modernity*. Sage.
 - Bailey, Gauvin; Lanthier, Lillian, "[Baroque](#)" (2003), [Grove Art Online](#), Oxford Art Online, Oxford University Press, Web. Retrieved 30 March 2021. (subscription required)
 - Hills, Helen (ed.). 2011. *Rethinking the Baroque*. Farnham, Surrey; Burlington, VT: Ashgate. [ISBN 978-0-7546-6685-1](#).
 - Hofer, Philip. 1951. *Baroque Book Illustration: A Short Survey*. Harvard University Press, Cambridge.
 - Hortolà, Policarp, 2013, *The Aesthetics of Haemotaphonomy: Stylistic Parallels between a Science and Literature and the Visual Arts*. [Sant Vicent del Raspeig](#): ECU. [ISBN 978-84-9948-991-9](#).
 - [Kitson, Michael](#). 1966. *The Age of Baroque*. Landmarks of the World's Art. London: Hamlyn; New York: McGraw-Hill.
 - [Lambert, Gregg](#), 2004. *Return of the Baroque in Modern Culture*. Continuum. [ISBN 978-0-8264-6648-8](#).
 - [Martin, John Rupert](#). 1977. *Baroque*. Icon Editions. New York: Harper and Rowe. [ISBN 0-06-435332-X](#) (cloth); [ISBN 0-06-430077-3](#) (pbk.)
 - [Palisca, Claude V.](#) (1991) [1961]. *Baroque Music*. *Prentice Hall History of Music* (3rd ed.). Englewood Cliffs, N.J.: Prentice Hall. [ISBN 0-13-058496-7](#). [OCLC 318382784](#).
 - [Riegl, Alois](#) (2010). [Hopkins, Andrew](#) (ed.). *The Origins of Baroque Art in Rome (Texts and Documents)*. Getty Research Institute. [ISBN 978-1-6060-6041-4](#).
 - [Wölfflin, Heinrich](#) (1964) [Originally published in German, 1888]. *Renaissance and Baroque*. Translated by Simon, Kathrin. [ISBN 0-00-217349-2](#).
 - [Vuillemin, Jean-Claude](#), 2013. *Episteme baroque: le mot et la chose*. Hermann. [ISBN 978-2-7056-8448-8](#).
 - [Clark, Kenneth](#), *The Romantic Rebellion: Romantic versus Classic Art*, 1976, Omega. [ISBN 0-86007-718-7](#).
 - [de Martin, Henry](#) (1925). *Le Style Louis XVI* (in French). Flammarion.
 - [Fortenberry, Diane](#) (2017). [The Art Museum](#) (Revised ed.). London: Phaidon Press. [ISBN 978-0-7148-7502-6](#). [Archived](#) from the original on 2021-04-23. Retrieved 2021-04-23.
 - [Gontar, Cybele](#) (October 2003). "[Neoclassicism](#)". New York: The Metropolitan Museum of Art.
 - [Hodge, Susie](#) (2019). *The Short Story of Architecture*. Laurence King Publishing. [ISBN 978-1-7862-7370-3](#).

- Hopkins, Owen (2014). *Architectural Styles: A Visual Guide*. Laurence King. [ISBN 978-178067-163-5](#).
- [Honour, Hugh](#) (1968). *Neo-classicism. Style and Civilisation*. Penguin.. Reprinted 1977.
- Hunt, Lynn (1998). "Freedom of Dress in Revolutionary France". In Melzer, Sara E.; Norberg, Kathryn (eds.). *From the Royal to the Republican Body: Incorporating the Political in Seventeenth- and Eighteenth-Century France*. University of California Press. [ISBN 9780520208070](#).
- Jones, Denna, ed. (2014). *Architecture The Whole Story*. Thames & Hudson. [ISBN 978-0-500-29148-1](#).
- [Novotny, Fritz](#). *Painting and Sculpture in Europe, 1780–1880* (2nd (reprinted 1980) ed.).
- Rifelj, Carol De Dobay (2010). [Coiffures: Hair in Nineteenth-Century French Literature and Culture](#). University of Delaware Press. [ISBN 9780874130997](#).
- Buchanan, William (1982), *The Realist Tradition*, in [Cencrastus](#) No. 8, Spring 1982, pp. 17–20, [ISSN 0264-0856](#)
- Morris, Pam (2003). *Realism*. London: Routledge. [ISBN 978-0-415-22938-8](#)

Pedagogy - Lecture Method – Class Room Teaching. - Assignment based learning. - Visit to Visual Art Departments, Heritage Buildings, Monuments, Museums etc. - Use of Learning Recourses: -Audio – Visual aids, Films, Documentaries, Power Point Presentations.

Course Title: Project

Course Title: Project	
Total Contact Hours: 64 Hrs.	Course Credits: 3
Formative Assessment Marks: 40	Duration of ESA/ EXAM: Display and Viva
Model Syllabus Authors: Chairman and Members of BOS – CAVA, Mysore.	Summative Assessment Marks: 60

Project Brief: Students must conduct a mini research project in consultation with faculty mentor. The Project study must be in relation to the courses taught in the semester. The project report must be submitted in form of typed manuscript with supportable images. The document should be presented with properly bonded.

Pedagogy - Lecture Method – Class Room Teaching. - Assignment based learning. - Visit to Visual Art Departments, Heritage Buildings, Monuments, Museums etc. - Use of Learning Recourses: -Audio – Visual aids, Films, Documentaries, Power Point Presentations.

Discipline Specified Elective Courses (DSE) - 1

DSE Course 1 Painting		DSE Course 1 Sculpture		DSE Course 1 Graphics (Printmaking)	
Practical Credits	Teaching hours/semester	Practical Credits	Teaching hours/semester	Practical Credits	Teaching hours/semester
3	96	3	96	3	96

DSE Course 1 Applied Art		DSE Course 1 Photography and Photojournalism	
Practical Credits	Teaching hours/semester	Practical Credits	Teaching hours/semester
3	96	3	96

Content of DSE Course 1 - Painting (Classes conducted by Department of Painting)	96Hrs
Unit 01: Transformation of observation into suitable painting medium.	30/32
Unit 02: Contemplation the expression in different formats & surfaces. (Canvas, paper, wood, metal, etc.)	30/32
Unit 03: Personal expression through painting medias and possibilities.	30/32

Content of DSE Course 1 – Sculpture (Classes conducted by Department of Sculpture)	96Hrs
Unit 01: Relief sculpture practice in different medias with personal expression.	30/32
Unit 02: Transform self-expression in to tree dimension and practice maquettes and sculpture making in clay.	30/32
Unit 03: Tools and techniques of molding and casting, practice in any one media.	30/32

Content of DSE Course 1 – Graphics (Printmaking) (Classes conducted by Department of Graphics [Printmaking])	96Hrs
Unit 01: Expressing drawing through printing process.	30/32
Unit 02: Execution of planography with lithography and platography.	30/32
Unit 03: Exploration of drawing appropriate to engraving method.	30/32

Content of DSE Course 1 – Applied Art (Classes conducted by Department of Applied Art)	96Hrs
Unit 01: Raster Graphics - Using one of the quotes, create one typographical poster that will make the key parts of the message stand out for the reader.	30/32
Unit 02: Raster Graphics - Create one cool typographic poster using your favorite quote.	30/32
Unit 03: Raster Graphics - Create one cool typographic poster using your favorite Image or Illustration.	30/32

Content of DSE Course 1 – Photography & Photojournalism (Classes conducted by Department of Photography & Photojournalism)	96Hrs
Unit 01: Lighting in photography	30/32
Unit 02: High key & Low key Photography	30/32
Unit 03: Industrial Photography	30/32

Pedagogy Lecture presentations, Demonstrations, Assignment based learning.

BVA 6th Semester

Discipline Core Courses (DSC)

Course 17 Far Eastern Art		Course 18 Western Aesthetics		Course 19 Tribal, Folk & Popular Art of India		Course 20 Project	
Number of Theory credits	Number of Lecture hours/semester	Number of Theory credits	Number of Lecture hours/semester	Number of Theory credits	Number of Lecture hours/semester	Number of Practical credits	Number of Practical hours/semester
4	64	4	64	4	64	3	64

Course Title: Far Eastern Art

Course Title: Far Eastern Art	
Total Contact Hours: 64 Hrs.	Course Credits: 4
Formative Assessment Marks: 40	Duration of ESA/ EXAM: 2:30 Hours
Model Syllabus Authors: Chairman and Members of BOS – CAVA, Mysore.	Summative Assessment Marks: 60

Course Pre-requisite(s): Far Eastern Art

Course Outcomes (COs):

1. To understand the chronological sequence of art of China & Japan
2. Salient features of early Chinese artistic expression and methods of painting.
3. To associate the philosophical ideas of China & Japan with artistic practices.
4. To understand the various decorative artifacts of China & Japan
5. Influence of Buddhism and other cultures and visual languages
6. To understand the popular woodblock traditions of Japan.

Content of Course 17 - Far Eastern Art	64Hrs
Unit 01:	20/21
Chapter No. 01: CHINA - Time line chronology of dynastic rule in china - Geographical distribution of important archaeological sites in major provinces and material culture. Mapping of landmarks in art, architecture and sculpture Chapter No. 02: origin of art in china, decorative arts in ancient china from Shang, Chou and Han dynasty - from Neolithic to modern times -porcelain , ceramic and bronze wares/vassals - Techniques of bronze casting significance of bronze vessels in Chinese's culture, classification, motifs and symbols in minor arts in china. Chapter No. 03: Buddhist art in china and the trading links with outside world through silk route from Tang to Yuan dynasty painting in palaces and monastery- Dun Huang caves - Philosophical thoughts in china - Lao Tzu - Taoism, Confucianism and its influence on art and culture of china.	
Unit 02:	20/21
Chapter No. 04: Origin and development of figurative painting under Confucianism based	

<p>on well known masters- Taoism and the development of landscape painting in china from sung to Ming and Shing dynasties- comparison between the attitudes towards nature in Chinese and western traditions.</p> <ul style="list-style-type: none"> - Six canons of Hsieh ho and its comparison with Indian six limbs Sadanga, application in aesthetic appreciation - Techniques of Chinese art calligraphy, space, linearity, perspective and other formal elements. Basic architectural forms in Chinese temples and palaces <p>Chapter No. 05:JAPAN</p> <ul style="list-style-type: none"> - Chronological time line of Japan - Origin of painting in Japan based on early phases <p>Chapter No. 06: Formal elements in Japanese Makimono and Kekimono types of scroll painting</p>	
Unit 03:	20/21
<p>Chapter No. 07: - Sources of Japanese painting from Nara to Kamakura-Fuizwara phases till modern times</p> <ul style="list-style-type: none"> - Salient features of Japanese painting, sculpture and architecture based on the studies on major landmarks <p>Chapter No. 08: Japanese Woodblock Print tradition</p> <p>Chapter No. 09: Southeast Asian Art</p> <ul style="list-style-type: none"> - Survey of South-East Asian art based on the geographical mapping against ethno-cultural diversity indo-Chinese sources 	

Reference Resources

- Barnhart, Richard M., et al. *Three Thousand Years of Chinese Painting*. Wadsworth Atheneum Museum of Art: 2002. [ISBN 0-300-09447-7](#).
- Chi, Lillian, et al. *A Dictionary of Chinese Ceramics*. Sun Tree Publishing: 2003. [ISBN 981-04-6023-6](#).
- [Clunas, Craig](#). *Art in China*. Oxford University Press: 1997. [ISBN 0-19-284207-2](#).
- *Fong, Wen (1973). [Sung and Yuan paintings](#). New York: The Metropolitan Museum of Art. ISBN 978-0870990847.*
- Gesterkamp, Lennert. *The Heavenly Court: Daoist Temple Painting in China, 1200–1400*. Brill 2011. [ISBN 978-90-04-18490-9](#).
- Gowers, David, et al. *Chinese Jade from the Neolithic to the Qing*. Art Media Resources: 2002. [ISBN 1-58886-033-7](#).
- Harper, Prudence Oliver. *China: Dawn Of A Golden Age (200–750 AD)*. Yale University Press: 2004. [ISBN 0-300-10487-1](#).
- *Koon, Yeewan (2014). [A Defiant Brush: Su Renshan and the Politics of Painting in Early 19th-Century Guangdong](#) (PDF). Hong Kong: Hong Kong University Press. ISBN 978-988-8139-61-3.*
- *Leidy, Denise Patry; Strahan, Donna (2010). [Wisdom embodied: Chinese Buddhist and Daoist sculpture in the Metropolitan Museum of Art](#). New York: The Metropolitan Museum of Art. ISBN 9781588393999.*
- Little, Stephen, et al. *Taoism and the Arts of China*. University of California Press: 2000. [ISBN 0-520-22784-0](#).
- Mascarelli, Gloria, and Robert Mascarelli. *The Ceramics of China: 5000 BC to 1900 AD*. Schiffer Publishing: 2003. [ISBN 0-7643-1843-8](#).
- Sturman, Peter Charles. *Mi Fu: Style and the Art of Calligraphy in Northern Song China*. Yale University Press: 2004. [ISBN 0-300-10487-1](#).

- Sullivan, Michael. *The Arts of China*. Fourth edition. University of California Press: 2000. [ISBN 0-520-21877-9](#).
- Tregear, Mary. *Chinese Art*. Thames & Hudson: 1997. [ISBN 0-500-20299-0](#).
- Valenstein, S. (1998). [A handbook of Chinese ceramics](#), Metropolitan Museum of Art, New York. [ISBN 9780870995149](#).
- Watt, James C.Y.; et al. (2004). [China: dawn of a golden age, 200–750 AD](#). New York: The Metropolitan Museum of Art. [ISBN 978-1588391261](#).
- Wang, Jianjiang, and Wynn, Keaton. [Bie-Modern: Works and Commentary](#). China Social Science Press: 2018
- Watson, William. *The Arts of China to AD 900*. Yale University Press: 1995. [ISBN 0-300-05989-2](#).
- S. Diglio, [Urban Development and Historic Heritage Protection in Shanghai](#), in Fabio Maniscalco ed., "Web Journal on Cultural Patrimony", 1, 2006
- Marks, Andreas (2010). [Japanese Woodblock Prints: Artist, Publishers and Masterworks 1680-1900](#). North Clarendon, VT: Tuttle Publishing. [ISBN 9784805310557](#).
- [Momoyama, Japanese art in the age of grandeur](#). New York: The Metropolitan Museum of Art. 1975. [ISBN 9780870991257](#).
- Murase Miyeko (2000). [Bridge of dreams: the Mary Griggs Burke collection of Japanese art](#). New York: The Metropolitan Museum of Art. [ISBN 978-0870999413](#).
- Sato Yasuhiro (2020). [The World of Ito Jakuchu: Classical Japanese Painter of All Things Great and Small in Nature](#). Tokyo: Japan Publishing Industry Foundation for Culture. [ISBN 978-4-86658-135-4](#). Archived from [the original](#) on 2021-06-07. Retrieved 2021-03-25.
- Takashina Shuji (2018). [The Japanese Sense of Beauty](#). Tokyo: Japan Publishing Industry Foundation for Culture. [ISBN 978-4-86658-020-3](#). Archived from [the original](#) on 2021-09-28. Retrieved 2021-03-25.
- Tsuji Nobuo (2019). [History of Art in Japan](#). New York, NY: Columbia University Press. [ISBN 9784130870603](#).

Pedagogy - Lecture presentations. - Demonstrations and Studio Practices. - Assignment based learning. - Out Door Practice:- Study of Heritage Buildings, Monuments, Zoo & Museums etc. - Use of Learning Recourses: - Audio – Visual aids, Films, Documentaries & Power Point Presentations.

Course Title: Western Aesthetics

Course Title: Western Aesthetics	
Total Contact Hours: 64 Hrs.	Course Credits: 4
Formative Assessment Marks: 40	Duration of ESA/ EXAM: 2:30 Hours
Model Syllabus Authors: Chairman and Members of BOS – CAVA, Mysore.	Summative Assessment Marks: 60

Course Pre-requisite(s): Western Aesthetics

Course Outcomes (COs):

- 19.To trace and understand the development of western Antithetic ideas of west
- 20.To know the western aesthetic ideas in relation to art works
- 21.To understand the value based analysis of aesthetics ideas of west
- 22.To understand the nature of art through aesthetic principles
- 23.To Understand and contrast the difference of opinion regard to aesthetics of west
- 24.To be sensitized to aesthetics sensibilities.

Content of Course 18 – Western Aesthetics	64Hrs
Unit –01:	20/21
Chapter No. 01: General overview of Greek art and the then dominant notion of humanism 2) Plato - Notion of Transcendental truth, Mimesis; Plato's stand to works of art; Poetry – as mimetic as it produces appearance; visual illusion and deception its aim, Does art	

increase knowledge?, Plato low opinion for poets and other imitators on ethical basis reasoning.

3) Aristotle – Catharsis, Various translations and interpretations of the term.

4) Commentaries on Plato, Aristotle and related topics PART -I

a. Leo Tolstoy - Critical debates in 19th century Russia, Study of his work - What is Art? as a critique of previous theories of art, Art and Infectiousness, Evaluating content of art

b. Eugene Veron - Art and Emotional expression

c. Curt Ducasse - Art as a language of emotions- and transmission of the same, Role of an artist and the viewer

Chapter No. 02: Commentaries on Plato, Aristotle and related topics PART -II

a. R. G. Collingwood - Overview of his work - Outlines of the Philosophy of Art, Art as expression, imagination and language, Principles of Art (1938) emphasis on the role of art in initiating self-knowledge, “Art Proper” and “Art Falsely So Called”, Art as a dimension of human experience, Relationship of an artist to his / her own community

b. Horace - Ars Poetica- a canonical approach lists the rules for mainly poets, Morality, propriety, balance, beauty, wisdom and also imitation

c. Longinus - Works - Peri Hypsion and On the Sublime, Art ability to move, Artist as a genius

6) Renaissance Aesthetics - Overview of notions Humanism, rationality, Repose, restrain, contemplation, harmony, congruity in works of art, Sense of symmetry, order, and decorum; congruence in architecture, Vitruvius - firmitas, utilitas and venustas

Leon Battista Alberti - Analysis physical expression and the moral expression, Role of artists in contemplating and creating - Ideal beauty,

Marsilio Ficino (1433-1499) - Beauty in natural bodies, Ordo- arrangement, modus- measure, species- appearance or aspect

Leonardo da Vinci - Artist is the perfecter of nature, Role of logic and mathematics in studying nature.

Michelangelo Buonarroti - Reactionary comments Leonardo, Considers sculptures superior to painting greatness of sculptors, Criticism of Flemish artists.

Giorgio Vasari - Lives of Painters, Sculptors and Architects, Cyclical model - Cycle 14th , 15th and

7) 16th century; reference to art works of : 14th - Cimabue and Giotto, 15th - Masaccio, Piero della Francesca and Mantegna, 16th - Leonardo, Raphael and Michelangelo, Perfection attained Michelangelo and comparison with Raphael, Reference to other later artist of mannerism

Chapter No. 03: Heinrich Wölfflin - Five pair of opposed visual concepts -differentiating the classical High Renaissance and the Baroque phase

9) Sublime and Longinus - Anthropocentric approach, Nature and Art, Necessity of a noble idea, Manner in which a sublime experience occurs, Notion of a genius artist as a creator, Relation to baroque ideals of art

Unit –02:

20/21

Chapter No. 04: Immanuel Kant 18th century - Prime importance - mental faculty of reason, Faculty of judgment and beauty, Overview of Critique of Pure Reason knowledge, Critique of Practical Reason ethics, Critique of Judgment aesthetics, Difference between - cognitive and moral judgments,

11) Four Moments: i. Disinterested Delight, ii. Universal Delight, iii. Purposiveness without Purpose, iv. Necessary Delight

12) Kantian Sublime - Sublime Critique of Judgment, Role of reason, Aesthetic

<p>judgments; subreption, Mathematical and Dynamic Sublime, Sublime and nature and humans</p> <p>Chapter No. 05: Benedetto Croce - Work - The Aesthetic as the Science of Expression and of the Linguistic in General, Art an Intuition, Differentiates between – intuitive(aesthetic) and conceptual (logic);, Independence from morality</p> <p>Chapter No. 06: Bernard Bosanquet - Art as a form of self-expression, Four principal areas: The nature and evolution of aesthetic consciousness, Artistic production, Aesthetic appreciation particularly, the experience of beauty, 'ugliness,' and the sublime in art, and The role of art in the development of characters, Easy Beauty</p>	
Unit –03:	20/21
<p>Chapter No. 07: Psychoanalysis - Sigmund Freud - Interpretation of Dreams, Free association, dreams and transference, Dream -Manifest Content and Latent Content, Structure of Mental Apparatus, Id, Ego and Super-Ego, Art and Literature-Pathography, Psychoanalytic method of dream interpretation, Freud's reading of Leonardo Vinci, Michelangel's Moses</p> <p>Chapter No. 08: Jacques Lacan - 1936 Mirror Stages, Symbolic expressions, Julia Kristeva</p> <p>Chapter No. 09: 16) Formalism - Clive Bell - Significant form, Roger Fry - Vision and Design - Significant form - Explanation through works of artists, Susanne Langer-Important works – Philosophy in a New Key, Feeling and Form- Art and symbolism - Discursive and non discursive symbols</p>	

Reference Resources

- Paul Guyer, *A History of Modern Aesthetics*, Cambridge, Cambridge University Press, 2014 (Vol. 1: The Eighteenth Century; Vol. 2: The Nineteenth Century; Vol. 3: The Twentieth Century).
- Wladyslaw Tatarkiewicz, *History of Aesthetics*, The Hague, Mouton, 1970 (Vol 1: Ancient Aesthetics; Vol. 2: Medieval Aesthetics; Vol. 3: Modern Aesthetics).
- <https://www.britannica.com/topic/aesthetics/The-development-of-Western-aesthetics>
- Comparative Aesthetics, Indian & Western (Vol 1 &2) Prof.Kanti chandra Pandey, Motilal Banarasilal, Varanasi Pub.

Pedagogy - Lecture presentations. - Demonstrations and Studio Practices. - Assignment based learning. - Out Door Practice:- Study of Heritage Buildings, Monuments, Zoo & Museums etc. - Use of Learning Recourses: - Audio – Visual aids, Films, Documentaries & Power Point Presentations.

Course Title: Tribal, Folk & Popular Art of India

Course Title: Tribal, Folk & Popular Art of India	
Total Contact Hours: 64 Hrs.	Course Credits: 4
Formative Assessment Marks: 40	Duration of ESA/ EXAM: 2;30 Hours
Model Syllabus Authors: Chairman and Members of BOS – CAVA, Mysore.	Summative Assessment Marks: 60

Course Pre-requisite(s): Tribal, Folk & Popular Art of India

Course Outcomes (COs):

1. To understand the very definition of Folk & Tribal
2. To understand the context of Folk & Tribal art forms in relation to society & community.
3. To know the folk & tribal art forms as part of everyday practice and ritualistic.
4. To understand the local & eco friendly mediums of folk & tribal art forms.
5. To understand visual language of folk and tribal art forms
6. To understand the diverse range folk & tribal art forms of Indian subcontinent.
7. To understand scholarships in the field of tribal, folk and popular art forms of India.

Content of Course 19 – Tribal, Folk & Popular Art of India	64Hrs
Unit –01	20/21
Chapter No. 01: Introduction to seminal terms such as animism, fetishism, magic, fertility cult, ancestor cult, secret societies, etc. Relationship between art and religion, Role and place of artist in tribal and folk society.	
Chapter No. 02: Specific areas: INDIA - Introduction to tribal/folk India and geographical distribution. Descriptive accounts.	
Chapter No. 03: Terracotta traditions (Molela, Gujarat, Tamilnadu, Bengal).,	
Unit –02	20/21
Chapter No. 04: Metal casting traditions (Dhokra casting of Bastar),	
Chapter No. 05: Wall painting traditions (Madhuban, Warli, Pitthoro, Gonds)	
Chapter No. 06: Textile painting traditions (Mata niPachedi, Phads, Puripatas),	
Unit –03	20/21
Chapter No. 07: Weaving traditions (Chanderi, Maheshwar, Ikat, Patola, Benarasi etc.)	
Chapter No. 08: Puppetry tradition Their religious and ritualistic significance.	
Chapter No. 09: popular forms of images, icons, artifacts, objects, prints, propaganda images etc (in pre - modern & modern development.)	

Reference Resources

Indian Folk and Tribal Art, by Anup Kumar
Indian Folk Arts & Crafts by Jasleen Dhamija
Handmade in India, M.P Ranjan & Adithi Ranjan

Course Title: Project

Course Title: Project	
Total Contact Hours: 64 Hrs.	Course Credits: 3
Formative Assessment Marks: 40	Duration of ESA/ EXAM: Display and Viva
Model Syllabus Authors: Chairman and Members of BOS – CAVA, Mysore.	Summative Assessment Marks: 60

Project Brief: Students must conduct a mini research project in consultation with faculty mentor. The Project study must be in relation to the courses taught in the semester. The project report must be

submitted in form of typed manuscript with supportable images. The document should be presented with properly bonded.

Pedagogy - Lecture Method – Class Room Teaching. - Assignment based learning. - Visit to Visual Art Departments, Heritage Buildings, Monuments, Museums etc. - Use of Learning Recourses: -Audio – Visual aids, Films, Documentaries, Power Point Presentations.

Discipline Specified Elective Courses (DSE) - 2

DSE Course 2 Painting		DSE Course 2 Sculpture		DSE Course 2 Graphics (Printmaking)	
Practical Credits	Teaching hours/semester	Practical Credits	Teaching hours/semester	Practical Credits	Teaching hours/semester
3	96	3	96	3	96

DSE Course 2 Applied Art		DSE Course 2 Photography and Photojournalism	
Practical Credits	Teaching hours/semester	Practical Credits	Teaching hours/semester
3	96	3	96

Content of DSE Course 2 - Painting (Classes conducted by Department of Painting)	96Hrs
Unit 01: Possibilities and methods of basic painting process.	30/32
Unit 02: Practice any one media of painting with self-expression.	30/32
Unit 03: Develop the composition through day to day life.	30/32

Content of DSE Course 2 – Sculpture (Classes conducted by Department of Sculpture)	96Hrs
Unit 01: Terracotta sculptures.	30/32
Unit 02: Round sculptures in wood or stone.	30/32
Unit 03: Molding and casting practice in any one media.	30/32

Content of DSE Course 2 – Graphics (Printmaking) (Classes conducted by Department of Graphics [Printmaking])	96Hrs
Unit 01: Expressing drawing through printing process.	30/32
Unit 02: Understanding serigraphy process through drawing.	30/32
Unit 03: Understanding fabric and it's printing through process.	30/32

Content of DSE Course 2 – Applied Art (Classes conducted by Department of Applied Art)	96Hrs
Unit 01: Vector Graphics – Creating Communicational Design.	30/32
Unit 02: Vector Graphics - Creating Pattern Design.	30/32
Unit 03: Vector Graphics - Creating Character Design / Illustration in your own concept.	30/32

Content of DSE Course 2 – Photography & Photojournalism (Classes conducted by Department of Photography & Photojournalism)	96Hrs
Unit 01: Wild Life Photography	30/32
Unit 02: Product Photography	30/32
Unit 03: Travel Photography	30/32

Pedagogy Lecture presentations, Demonstrations, Assignment based learning.

BVA 7th Semester

Discipline Core Courses (DSC)

Course 21 Modern Western Art		Course 22 Modern Indian Art		Research Methodology (Theory)		Research Synopsis (Practicals)	
Number of Theory credits	Number of Lecture hours/sem	Number of Theory credits	Number of Lecture hours/sem	Number of Theory credits	Number of Lecture hours/sem	Number of Practical Credits	Number of Teaching hours/sem
4	64	4	64	3	64	3	64

Course Title: Modern Western Art

Course Title: Modern Western Art	
Total Contact Hours: 64 Hrs.	Course Credits: 4
Formative Assessment Marks: 40	Duration of ESA/ EXAM: 2:30 Hrs.
Model Syllabus Authors: Chairman and Members of BOS – CAVA, Mysore.	Summative Assessment Marks: 60

Course Pre-requisite(s): Modern Western Art

Course Outcomes (COs):

1. To trace the development of modern art in west
2. to understand sociocultural and political impact on modern art
3. To understand the stylistic affiliation of modern art
4. To understand the ideological stands of artists in relation to art practices.
5. To understand the visual language of modern art movements.

Content of Course 21 – Modern Western Art	160Hrs
Unit 01:	53/54
Chapter No. 01: Impressionism: Impressionism as the ideological premise. Rise of capitalism. Threshold of modernism. Impressionism the avant-garde movement. Impressionism and the techniques of painting. Impressionist exhibitions. Manet, Monet, Degas, Renoir, Marry Cassatt, Berthe Morisot Chapter No. 02: Post Impressionism. Neo impressionism, Chromo Luminarism, Pointillism, Revisionism, Synthesis. Different approaches of Post Impressionism. Post Impressionism and its influence on 20th century art. Van Gogh, Gauguin, Lautrec, Seurat and Cezanne. Chapter No. 03: 20TH CENTURY ART Cubism - Influence of Post-Impression on Cubism, Pablo Picasso Blue Period, Red Period, Analytic cubism and Synthetic Cubism, George Braque, Fernand Leger, Juan Gris	
Unit 02:	53/54
Chapter No. 04: Futurism - Notion of a manifesto, Umbreto Boccioni, Luigi Russolo, Giacoma Balla, Gino Sevrini, Carlo Cara Chapter No. 05: Fauvism - Three regions / groups Académie Carrière (under Gustav Moreau), from Châtou and from Le Havre, Artists at Académie Carrière : Henri Matisse, Albert Marquet, Charles Camoin, Henri Manguin, Jean Puy, Artists from Châtou: Andre Derain, Maurice de Vlaminck, Artists from Le Havre: Emile Othon Friesz, Raoul Dufy, Georges Braque	

Chapter No. 06: Dadaism - Zurich: Jean Arp and Marcel Janco, Marcel Duchamp, Man Ray, and Francis Picabia New York, Andre Breton with the above members in Paris, Berlin: John Heart field and George Grosz, Cologne: Max Ernst, Hanover: Kurt Schwitters, Writers - Hugo Ball, Tristan Tzara, Richard Huelsen beck, Manifesto, Sound poems; Anti-art and art, Accidental poetry, music, skits, storytelling and manifestos	
Unit 03:	53/54
<p>Chapter No. 07: Surrealism – Manifesto, Psychic automatism, Salvador Dali René Magritte Joan Miró , MaxErnst, Man Ray , André Masson, Yves Tanguy ,Giorgio de Chirico</p> <p>German Expressionism - Die Brücke, (The Bridge): Ernst Ludwig Kirchner, Erich Heckel, Emil Nolde, Other artists - Otto Mueller or Müller Erich Heckel Fritz Bleyl Karl Schmidt-Rottluff, Der Blaue Reiter (The Blue Raider) 1911: Wassily Kandinsky, Franz Marc, Gabriele Münter</p> <p>Abstract Expressionism - Action or Gesture painters Jackson Pollock, Willem de Kooning, James Brook, Franz Kline, Krasner, Robert Motherwell, Bardley Walter Tomlin, Colour Field pictures Barnett Newman, Mark Rothko, A.D. Reinhardt - simple, unified blocks of colour.</p> <p>Chapter No. 08: Suprematism - Kazimir Malevich Constructivism - Valdimir Tatlin, Naum Gabo, Aleksander Rodchenko De Stijl - Theo van Doesburg, Piet Mondrian</p> <p>Chapter No. 09: Bauhaus - Eclectic attitude and multidisciplinary approach Pop Art - Overview of - late capitalism, consumerist society, mass production, advertising and mass media, Great Britain - Formation of the Independent Group - Broadening taste into more popular, less academic art, North America lived in experience - Difference in - Fine Art and Pop - Art objects or mass culture objects, Andy Warhol, Roy Lichtenstein, Richard Hamilton, Jasper Jones, David Hockney, R. B. Kitaj, Sigmar Polke, Robert Rauschenberg Conceptual Art - Dominance of cerebral over emotive aspect of art – Dematerialization, Concept as a machine to make art, Joseph Beuys, Joseph Kosuth, Yves Klein, Piero Manzoni, Gilbert Proesch and George Passmore</p>	

Reference Resources

- <https://www.theartstory.org/movements/>
- Baumann, Felix Andreas, Marianne Karabelnik-Matta, Jean Sutherland Boggs, and Tobia Bezzola (1994). *Degas Portraits*. London: Merrell Holberton. ISBN 1-85894-014-1
- Bomford, David, Jo Kirby, John Leighton, Ashok Roy, and Raymond White (1990). *Impressionism*. London: National Gallery. ISBN 0-300-05035-6
- Denvir, Bernard (1990). *The Thames and Hudson Encyclopaedia of Impressionism*. London: Thames and Hudson. ISBN 0-500-20239-7
- Distel, Anne, Michel Hoog, and Charles S. Moffett (1974). *Impressionism: a centenary exhibition, the Metropolitan Museum of Art, December 12, 1974 – February 10, 1975 Archived 8 November 2018 at the Wayback Machine*. New York: Metropolitan Museum of Art. ISBN 0-87099-097-7
- Eisenman, Stephen F (2011). "From Corot to Monet: The Ecology of Impressionism". Milan: Skira. ISBN 88-572-0706-4.
- Gordon, Robert; Forge, Andrew (1988). *Degas*. New York: Harry N. Abrams. ISBN 0-8109-1142-6
- Gowing, Lawrence, with Adriani, Götz; Krumrine, Mary Louise; Lewis, Mary Tompkins; Patin, Sylvie; Rewald, John (1988). *Cézanne: The Early Years 1859–1872*. New York: Harry N. Abrams.

- Jensen, Robert (1994). *Marketing modernism in fin-de-siècle Europe*. Princeton, N.J.: Princeton University Press. [ISBN 0-691-03333-1](#).
- Moskowitz, Ira; Sérullaz, Maurice (1962). *French Impressionists: A Selection of Drawings of the French 19th Century*. Boston and Toronto: Little, Brown and Company. [ISBN 0-316-58560-2](#)
- Rewald, John (1973). *The History of Impressionism* (4th, Revised Ed.). New York: The Museum of Modern Art. [ISBN 0-87070-360-9](#)
- Richardson, John (1976). *Manet* (3rd Ed.). Oxford: Phaidon Press Ltd. [ISBN 0-7148-1743-0](#)
- Rosenblum, Robert (1989). *Paintings in the Musée d'Orsay*. New York: Stewart, Tabori & Chang. [ISBN 1-55670-099-7](#)
- Moffett, Charles S. (1986). "The New Painting, Impressionism 1874–1886". Geneva: Richard Burton SA
- *Manet and the Post-Impressionists* (exh. cat. by R. Fry and D. MacCarthy, London, Grafton Gals, 1910–11)
- *The Second Post-Impressionist Exhibition* (exh. cat. by R. Fry, London, Grafton Gals, 1912)
- J. Rewald. *Post-Impressionism: From Van Gogh to Gauguin* (New York, 1956, rev. 3/1978)
- F. Elgar. *The Post-Impressionists* (Oxford, 1977)
- *Post-Impressionism: Cross-currents in European Painting* (exh. cat., ed. J. House and M. A. Stevens; London, RA, 1979–80)
- B. Thomson. *The Post-Impressionists* (Oxford and New York, 1983, rev. 2/1990)
- J. Rewald. *Studies in Post-Impressionism* (London, 1986)
- *Beyond Impressionism*, exhibit at Columbus Museum of Art, October 21, 2017 – January 21, 2018 [Beyond Impressionism Exhibition at Columbus Museum of Art](#)
- ["Modern Art – An Exploration of the 20th Century Modernist Movement"](#)..
- [^] Mattick, Paul (1998-07-01). "The Andy Warhol of Philosophy and the Philosophy of Andy Warhol". *Critical Inquiry*. **24** (4): 965–987. [doi:10.1086/448903](#). [ISSN 0093-1896](#). [S2CID 161782283](#).
- [^] Martin, Colin (2019-10-01). "Art and activism in New York". *The Lancet HIV*. **6** (10): e653–e654. [doi:10.1016/S2352-3018\(19\)30296-6](#). [ISSN 2352-3018](#). [S2CID 203829266](#)

Pedagogy - Lecture presentations. - Demonstrations and Studio Practices. - Assignment based learning. - Out Door Practice:- Study of Heritage Buildings, Monuments, Zoo & Museums etc. - Use of Learning Recourses: - Audio – Visual aids, Films, Documentaries & Power Point Presentations.

Course Title: Modern Indian Art

Course Title: Modern Indian Art	
Total Contact Hours: 128 Hrs.	Course Credits: 3
Formative Assessment Marks: 40	Duration of ESA/ EXAM: 2:30 Hours
Model Syllabus Authors: Chairman and Members of BOS – CAVA, Mysore.	Summative Assessment Marks: 60

Course Pre-requisite(s): Modern Indian Art

Course Outcomes (COs):

1. To trace the development of Art in Modern India.
2. To Understand the social and political impact on Modern Indian Art.
3. To Understand the colonial legacy of Modern Indian Art.
4. To Understand the diverse range of influences on Modern Indian Artists.
5. To understand the group formation in Indian Art.
6. To understand distinctive features of Indian Art.
7. To understand the questions of Identity, art for art sake, art for society sake.

Content of Course 22 – Modern Indian Art	64Hrs
Unit –01	20/21
Chapter No. 01: 1) General overview of the political scenario and the decline in royal patronage and emergence of new patrons – East India Company Bengal 1757 and others; emergence of new centers of art, Documentation purpose topographical, architectural, archaeological and natural history, drawings – Ethnographic studies on Indian castes and	

<p>professions.</p> <p>Chapter No. 02: 2) Lucknow: John Zoffany, Tilly Kettle, Ozias Humphrey, Nevase Lal, Murshidabad: Indian artists painting for British patrons miniature style in paintings with an English touch Hunting scenes, religious practices, Patna and Benaras schools:</p> <p>Chapter No. 03: 3) Bazaar Art - Firka sets Kalighat Paintings, Patuas (traditional scroll painters), Secular themes over traditional religious ones accompanied by songs, Availability of cheap local paper</p>	
Unit –02	20/21
<p>Chapter No. 04: 4) Raja Ravi Varma - Academic realist style (Victorian Salon style) and a new body of Indian imagery, Portraits of Indian aristocracy and British officials, First Indian artist to break the monopoly of the British artists as portrait travelling artist, Influence of theatre - Impressed by the realistic rendering of the persons, background, lights, objects, etc., Women from their social milieu regional, national and feminine ideals; ancient Indian epics and literary classics, Theatrical realism, Oleographs.</p> <p>Chapter No. 05: 5) The Bengal School and Other Artists - Nationalist sentiments mid-19th century, Abanindranath Tagore, Abdur Rehman Chughtai, Gaganendranath Tagore, Rabindranath Tagore, Role of E. B. Havell, Wash Technique, Tempera Works.</p> <p>Chapter No. 06: 6) The Calcutta Group (1943-53): Prominent artists- Prodosh Das Gupta, Paritosh Sen, Kamala Das Gupta, Govardhan Ash, Gopal Ghosh, Abanindranath Sen, Rathin Maitra, Prankrishna Pal, Sunil Madhava Sen. Amongst the other artists Hemant Mishra, Subho Tagore, Paritosh Sen</p>	
Unit –03	20/21
<p>Chapter No. 07: 7) Progressive Artists' Group: Study of the post-independence political, social and cultural scenario. Reference to other mediums of expression literature, films, theatre both street and mainstream; progressive groups from different fields theatre, writers, etc., Detail study of the works of the members of the group - F. N. Souza, K. H. Ara, S. H. Raza, M. F. Husain, S. K. Bakre, H. A. Gade, Role of Critics and collectors - Rudy von Leyden, art critic at Times of India, Walter Langhammer, Art Director, at Times of India and E. Schlesinger.</p> <p>Chapter No. 08: 8) Other Progressive Schools/ Groups: Cholamandal Artists' Village : K. C. S. Paniker, M. Reddeppa Naidu, J. Sultan Ali, P. V. Janakiraman, Dakshinamurthy, S. Nandagopala, S. G. Vasudev Vidhyashankar, Stapathy Delhi Silpi Chakra: B. C. Sanyal and P. N. Mago, other artists - Shankar Pillai, Kanwal Krishna, K. S. Kulkarni, Dhanraj Bhagat, Harkrishan Lall, Satish Gujral, Ram Kumar, Jaya Appasamy, Bishamber Khanna, Krishen Khanna</p> <p>Chapter No. 09: 9) Baroda School Faculty of Fine Arts: Years of Inception, Faculty members- N. S. Bendre, Prodosh Das Gupta, Sankho Chaudhuri, K. G. Subramanyan, V. R. Amberkar Study of the contribution of other individuals too - V. P. Karmarkar, K. K. Hebbar, Sivax Chavda, Ravishankar Raval, Somalal Shah, Herman Goetz, Mark and Bhatt 1950's onwards - Shanti Dave, G. R. Santosh, Jyothi Bhatt, Kumud Patel, Jyotsna Bhatt, Mahendra Pandya, Krishna Chhatpar, Nagji Patel Group 1890 - Ambadas, Jeram Patel, Gulammohammad Sheikh, Himmat Shah, Jyoti</p>	

Reference Books

- Randhawa, M S. *Roop- Lekha*, vol. L 1, nos 1 & 2, Dr W G Archer Memorial Number, All India Fine Arts and Crafts Society, New Delhi 1979- 80.
- Mookerjee, A. *Modern Art in India*. Calcutta: Oxford Book and Stationery Co., 1956.
- Mukhopadhyay, A. 'The Art Situation before 1940', *Lalit Kala Contemporary* , no. 31 (1985)
- Coomaraswamy, A K. 'The Aim of Indian Art', *Modern Review*, 3 (1) (1908).
- Coomaraswamy, A K. 'Art of the East and the West', *Modern Review*, 3 (5) (1908).
- Coomaraswamy, A K. 'The Indian Craftsman', *Modern Review*, 3 (6) (1908).
- Coomaraswamy, A K. 'The purposes of art', *Modern Review*, 13 (6) (1913).
- Sinha, Ajai. 'Contemporary Indian Art: A Question of Method', *Art Journal* , Fall (1999).
- Dube, Anita. Catalogue essay for *Seven Young Sculptors*, New Delhi: Kasauli Art Centre, 1985.
- Dube, Anita. *Questions and Dialogue*, Faculty of Fine Arts, M.S. University, Baroda, March 1987.
- Dube, Anita. *Illegal*, New York: Bose Pacia and New Delhi: Nature Morte, 2005.
- Garimella, Annpurna, ed. *Mulk Raj Anand Shaping the Indian Modern*, Mumbai: Marg Publications, 2005.
- Das Gupta, Anshuman. 'Sculptural embodiments: the last two decades', in *Contemporary Indian Sculpture: The Last Two Decades* , edited by Shivaji Pannikar, Mumbai: Marg Publications, 2000.
- Das Gupta, Anshuman. 'Allegories among the Signs of our Time', *Nandan* , 2000.
- Das Gupta, Anshuman., ed. *Santhal Family, Positions around an Indian Sculpture* , Antwerp: MuHKA, 2008
- Das Gupta, Anshuman and Grant Watson. 'Bauhaus in Calcutta', in *Subject Curation* , edited by Paul O'Neill, Amsterdam: De Appel, 2007.
- Bhagat, Ashrafi S. *Sculptural Configurations: Retrospective Progressive*, New Delhi: Oxford University Press, 2003.
- Bhagat, Ashrafi S. 'Lineage of Abstraction within the Madras Art Movement', in *Towards a New Art History: Studies in Indian Art* , edited by Shivaji K. Panikkar, Parul Dave Mukherji and Deeptha Achar. New Delhi: D.K. Printers and Publishers, 2003.
- Bhagat, Ashrafi S. 'An Essay on M.Redappa Naidu', In *Cholamandal An Artists' Village*, edited by Josef James, New Delhi: Oxford University Press, 2004.

- Bhagat, Ashrafi S. *A Monograph on A.P.Santhanaraj*, New Delhi: Lalit Kala Akademi, 2006.
- Bhagat, Ashrafi S. *Sheetal Ghattani, Personal Soliloquy*, Mumbai: Bodhi Art, 2007 .
- Goswamy, B.N. *Essence of Indian Art*, San Francisco: Asian Art Museum, 1986.
- Sarkar, Benoy Kumar. 'The Aesthetics of Young India', *Rupam*, no. 9 (1922).
- Sarkar, Benoy Kumar. 'Social Philosophy in Aesthetics', *Rupam*, nos. 15 and 16 (1923).
- Padamsee, Bhanumati & Garimella, Annapurna ed., *Akbar Padamsee Work in Language*. Bombay: Marg publications in association with Pundole Art Gallery, 2010.
- Dey, Bishnu. 'The Pioneers of Art in Modern India', *Lalit Kala Contemporary*, no. 1 (1962).
- Breckenridge, Carol. *Consuming Modernity: Public Culture In a South Asian World*, Minneapolis: University of Minnesota Press, 1995.
- Sambrani, Chaitanya and Rhana Davenport. *Nalini Malani*, exh cat. New York: Bose Pacia, 2004.
- Sambrani, Chaitanya, Kajri Jain and Ashish Rajadhyaksha., eds. *Edge of Desire: Recent Art in India*, London: Philip Wilson Publishers, 2005
- Fabri, Charles. *Dhanraj Bhagat*. New Delhi: Lalit Kala Akademi, 1964.
- Ghose, D C. *Bibliography of Modern Indian Art*, New Delhi: Lalit Kala Akademi, 1980.
- Herwitz, Daniel. 'Indian Histories: the recent work of M F Husain' *ArtAsiaPacific*, no. 18 (1998).
- Ananth, Deepak. 'Mrinalini Mukherjee's hemp sculpture', *ArtAsiaPacific* vol. 3, no. 4 (1996).
- Kapur, Geeta, Ananth Deepak and Cosseau Henry- Claude. *Indian Summer*, catalogue of exhibition curated by Henry- Claude Cousseau, Deepak Ananth and Jany Luga. Paris: Ecole Nationale Supérieure des Beaux- arts.
- Ananth, Deepak, Peter Nagy and Nilima Sheikh. *Memory Jars: New Paintings and Watercolours*, Arpita Singh, New York: Bose Pacia, 2003.
- Havell, E B. *Indian Sculpture and Painting*, London: John Murray, 1908.
- Datta, Ella. *Ganesh Pyne, His Life and Times*, Calcutta: CIMA Pvt. Ltd., 1998.
- Datta, Ella. *K G Subramanyam*, New Delhi: Vadehra Art Gallery, 2000.
- Datta, Ella. *Imagined Territory, A Ramachandran*, New Delhi: Vadehra Art Gallery, 2001.
- Datta, Ella. *Recent Works by Rameshwar Broota*, New Delhi: Vadehra Art Gallery, 2004.
- Datta, Ella. *In the Silence of the Soul: Chameli Ramachandran*, New Delhi: Vadehra Art Gallery, 2005.
- Datta, Ella. *The Universe in the Lotus Pond: A. Ramachandran*, New Delhi: Vadehra Art Gallery, 2006.
- Datta, Ella. *Treasures of National Gallery of Modern Art*, NGMA in association with Mapin Publishing, 2011.

- Souza, F N. *Words and Lines* , Delhi: Nitin Bhayana Publishing and London: Villiers Publications Ltd., 1959.
- Sinha, Gayatri., ed. *Expressions and Evocations: Contemporary Women Artists of India* , Mumbai: Marg Publications, 1996.
- Sinha, Gayatri. *Vilas, The Idea of Pleasure* , Mumbai: Birla Academy of Art and Culture, 2000.
- Sinha, Gayatri. *India's Indira, Works by M.F. Husain*, New Delhi: Rajiv Gandhi Foundation, 2002.
- Sinha, Gayatri, ed. *Indian Art: An Overview*, New Delhi: Rupa & Co., 2003.
- Sinha, Gayatri. *The Cave in the Metropolis: Gopikrishna*, New Delhi: Palette Art Gallery, 2006.
- Sinha, Gayatri. *Absence of an Architect, Gigi Scaria* , New Delhi: Palette Art Gallery, 2007.
- Sinha, Gayatri. *I Fear I Believe I Desire* - catalogue to the exhibition, New Delhi: Gallery Espace, 2007.
- Sinha Gayatri., ed. *Art and Visual Culture in India 1857- 2007* , Mumbai: Marg Publications, 2009.
- Sinha Gayatri, ed. *Voices of Change, 20 Indian Artists*, editor Gayatri Sinha, Mumbai: *Marg* , 2010.
- Sinha, Gayatri and Paul Sternberger. *India: Public Places, Private Spaces, Contemporary Photography and Video Art*, Newark: Newark Museum in association with Mumbai: Marg Publications, 2007.
- Kapur, Geeta. 'Private Mythologies/ Public Concerns', 'Ravinder Reddy', 'N.N. Rimzon', in exh. cat. *Private Mythology: Contemporary Art from India*, Japan Foundation Asia Centre, Tokyo, 1998.
- Kapur, Geeta. 'Bhupen Khakhar', in *Bhupen Khakhar* , in retrospective exh. cat., Museo Nacional, Centro de Arte, Reina Sofia, Madrid, 2002.
- Kapur, Geeta. 'Curating: in the public sphere', in *Cautionary Tales: Critical Curating* , eds. Steven Rand and Heather Kouris, Apexart, New York, 2007.
- Kapur, Geeta. 'Partisan Modernity', in *Mulk Raj Anand* , edited by Annapurna Garimella, Marg Publications, Mumbai, 2005.
- Kapur, Geeta. 'Visual Culture in an Indian Metropolis', in *Towards a New Art History: Studies in Indian Art* , eds., Shivaji Panikkar et al, D K Printworld, Delhi, 2003.
- Kapur, Geeta. 'Ravi Varma: Representational Dilemmas of a Nineteen Century Indian Painter', *Journal of Arts and Ideas* , no. 17 - 18 (June 1989) 59, http://dsal.uchicago.edu/books/artsandideas/pager.html?issue=17-18&objectid=HN681.S597_17-18_061.gif
- Kapur, Geeta. 'An Unframed Allegory: Ravi Varma's Galaxy', in exh cat, *Raja Ravi Varma: New Perspectives* , National Museum, Delhi, 1993.
- Kapur, Geeta. *Contemporary Indian Artists* , New Delhi: Vikas Publishing House Pvt. Ltd, 1978.
- Kapur, Geeta. 'Six Indian Painters Rabindranath Tagore, Jamini Roy, Amrita Sher- Gil, M F Husain, K G Subramanyan, Bhupen Khakhar', *Marg* vol. 35, no. 4, 1981.

- Kapur, Geeta. 'Place for People Bhupen Khakhar, Jogen Choudhury, Nalini Malani, Sudhir Patwardan, Vivan Sundaram, Gulam Mohammed Sheikh', New Delhi, 1981.
- Kapur, Geeta. *Six Indian Painters Rabindranath Tagore, Jamini Roy, Amrita Sher-Gil, M F Husain, K G Subramanyan, Bhupen Khakha*, London: The Tate Gallery, 1982.
- Kapur, Geeta. 'Place of the Modern in Indian Cultural Practice', in *Creative Arts in Modern India*, ed. Dr Ratan Parimoo and Indramohan Sharma (1991) 26- 36.
- Kapur, Geeta. 'A Stake in Modernity: A Brief History of Contemporary Indian Art', in *Tradition and Change: Contemporary Art of Asia and the Pacific*, ed. Caroline Turner, University of Queensland Press, 1993, 28- 44.
- Kapur, Geeta. 'A New Internationalism The Missing Hyphen', in *Global Visions, Towards a New Internationalism in Visual Arts*, ed. Jean Fisher, London: Kala Press 1994, 39- 49.
- Kapur, Geeta. *When was Modernism Essays on Contemporary Cultural Practice in India*, New Delhi: Tulika Books, 2000.
- Kapur, Geeta. *Pictorial Space, A Point of View on Contemporary Art*, New Delhi: Lalit Kala Akademi, 1977.
- Kapur, Geeta. *K G Subramanyan*, New Delhi: Lalit Kala Akademi, 1987.
- Kapur, Geeta. 'Familial Narratives and their unexpected denouement', *Where Three Dreams Cross Meet: South Asian Photography*, exh. cat., Whitechapel with Steidl, London/Gottingen, 2010.
- Kapur, Geeta. 'Cities of Contemporaneity', 'Where Art Worlds Meet: Multiple Modernities and the Global Salon', International Symposium curated by Robert Storr, Marsilio with 52 Esposizione Internazionale d'Arte, La Biennale di Venezia, Venice, 2005.
- Kapur, Geeta. 'Navjot Altaf: Holding the Ground', Navjot Altaf, ed., Nancy Adajania, *Marg*, Mumbai, forthcoming, 2010.
- Kapur, Geeta. 'Mortal Remains, After the Event: New Perspectives on Art History', eds., Charles Merewether and John Potts, Manchester Univ. Press, Manchester, forthcoming 2010.
- Kapur, Geeta. 'Modernist Myths and the Exile of Maqbool Fida Husain', *Barefoot across the Nation: Maqbool Fida Husain and the Idea of India*, ed., Sumathi Ramaswamy, Routledge India, New Delhi, forthcoming, 2010.
- Kapur, Geeta. 'Modern India: a retrospect on the practice of art', *India Modern*, ed., Juan Guardiola, IVAM, Institut Valencia d'Art Modern, Valencia, 2009.
- Kapur, Geeta. 'A Cultural Conjuncture in India: Art Into Documentary', *Antinomies of Art and Culture: Modernity, Postmodernity, Contemporaneity*, eds., Terry Smith, Okwui Enzowor, Nancy Condee, Duke University Press, Durham and London, 2008.
- Kapur, Geeta. 'Secular Artist, Citizen Artist', *Art and Social Change*, eds., William Bradley and Charles Esche, AfterAll Books with Tate Publishing, London, 2007.

- Kapur, Geeta. 'subTerrain: artists dig the contemporary', *Migrating Images: producing...reading...transporting...translating*, edited by Petra Stegmann and Peter C Seel, House of World Cultures, Berlin, 2004.
- Kapur, Geeta. 'Bombay/ Mumbai: 1992- 2001' (co- authored with Ashish Rajadhyaksha), in *Century City: Art and Culture in the Modern Metropolis*, ed. Iwona Blazwick, Tate Publishing, London, 2001.
- Kapur, Geeta. 'The persistence of romance in the paintings of Gulammohamed Shekh', *Narrative Traditions in Indian Art*, ed. Jyotindra Jain, Marg Publications, Bombay, 1997.
- Kapur, Geeta. 'Bhupen Khakhar: Lightness of Being', in exh cat, *The Other Self*, Foundation for Indian Artists, Amsterdam, 1996.
- Kapur, Geeta. 'Two or Three Things About Ourselves', and 'Nilima Sheikh', in exh cat, *The Second Asia Pacific Triennial*, Queensland Art Gallery, Brisbane, 1996.
- Kapur, Geeta. 'Dispossession: four women artists from India', in exh cat, *Bua! Emergent Voices*, Africus: Johannesburg Biennale, Johannesburg, 1995.
- Kapur, Geeta. 'Inside out', in exh cat, *Inside Out: Women Artists of India*, Middlesbrough Art Gallery, Middlesbrough, (UK), 1995.
- Kapur, Geeta. 'Nalini Malani' and 'Madhvi Parekh', in exh cat, *A Critical Difference: Contemporary Art from India*, Aberystwyth Arts Centre, Aberystwyth (UK), 1993.
- Kapur, Geeta. 'Contemporary Indian Art', in exh cat, *Contemporary Indian Art*, Festival of India in Britain, Delhi, 1982.
- Kapur, Geeta. M F Husain, Shadanga Series (Bombay: Vakil Pvt Ltd), 1968.
- Kapur, Geeta. Sangari Kumkum, Chandrasekhar Indira, Singh Madan Gopal, Rajadhyaksha Ashish, ed. *Journal of Arts and Ideas*, New Delhi: Tulika Print Communication Services for G P Deshpande, from Issue 2, Jan – March 1983 to Issue 32 – 33, 1999. Indexed in the Bibliography of Asian Studies.
<http://dsal.uchicago.edu/books/artsandideas/>
- Sen, Geeti. *Feminine Fables: Imaging the Indian Woman in Painting, Photography and Cinema*, Ahmedabad: Mapin Publishers, 2002.
- Sen, Geeti. *Image and Imagination: Five Contemporary Artists in India*, Ahmedabad: Mapin Publishers, 1996.
- Burnwood, George. *Industrial Arts of India*, London: Chapman and Hill, 1880.
- Matt, Gerald, et al. *Kapital and Karma: Recent Positions in Indian Art*, Vienna: Kunsthalle Wien, 2002.
- Bethlenfalvy, G B. *Charles Fabri His Life and Works*, (New Delhi, Sterling Publishers Pvt Ltd, 1980) 173.
- Solomon, W E Gladstone. *The Bombay Revival of Indian Art*, Bombay: Sir J J Schl of Art, 1924.
- Sheikh, Gulammohammed. 'Benode Bihari Mukherjee' *Lalit Kala Contemporary*, no. 23 (1977).

- Sheikh, Gulammohammed. 'Viewer's View: Looking at Pictures', *Journal of Arts and Ideas* , April- June (1983).
- Sheikh, Gulammohammed., ed. *Contemporary Art in Baroda* , New Delhi: Tulika, 1996.
- Goetz, Hermann, Shiavax Chavda. (New Delhi: Lalit Kala Akademi) undated.
- Swaminathan, J. *The Perceiving Fingers* (Bhopal: Bharat Bhavan, 1987) 164.
- Swaminathan, J. ed., *Contra '66*, no. 1 - 6, New Delhi: *Hem Chandra* , no. 12 Housing Society, NDSE, Part I, 1966 - 1967.
- Lalit Kala Contemporary 40, Special Issue on J Swaminathan* (New Delhi: Lalit Kala Akademi, 1995).
- Swaminathan, J. *The Magical Script, Drawings by the Hill Korwas of Jashpur, Raigarh M.P* (Bhopal: Roopankar Museum of Fine Arts, Bharat Bhavan, 1983).
- Appasamy, Jaya. *Ramkinker*, New Delhi: Lalit Kala Akademi, 1961.
- Appasamy, Jaya. *Abanindranath Tagore and the Art of His Times*, New Delhi: Lalit Kala Akademi, 1968.
- Appasamy, Jaya. 'Husain', *Lalit Kala Contemporary* , no. 10 (1969).
- Appasamy, Jaya. 'Art's indogenous sources', *Link* , vol. 17, no. 1, (1974) 73- 75.
- Appasamy, Jaya. *An Introduction to Modern Indian Sculpture*, New Delhi: Indian Council for Cultural Relations and Vikas Publications, 1970.
- Appasamy, Jaya. 'Early Calcutta Lithographs', *Lalit Kala Contemporary* , no. 31 (1981).
- Appasamy, Jaya. 'Early Oil Painting in Bengal', *Lalit Kala Contemporary* , no. 32 (1985).
- Appasamy, Jaya. *The Critical Vision: Selected Writings*, New Delhi: Lalit Kala Akademi, 1985.
- Pijnappel, Johan. 'Shipa Gupta: Please dispose after use', *ArtAsiaPacific* , no. 35 (2002).
- Clark, John. *Modern Asian Art*, Sydney: Craftsman House, 1998.
- James, Josef. 'The Madras School', *Lalit Kala Contemporary*, no. 6 (1967).
- James, Josef. 'Metaphysical content in recent contemporary Indian Painting', *Lalit Kala Contemporary* , nos. 12 and 13 (1971).
- James, Josef., ed. *Contemporary Indian Sculpture, The Madras Metaphor*, Madras: Oxford University Press, 1993.
- Jain, Jyotindra. *Gangadevi: Tradition and Expression in Mithila Painting* , Ahmedabad: Mapin, 1997.
- Jain, Jyotindra. *Other Masters, Five Contemporary Folk and Tribal Artists of India*, New Delhi: Crafts Museum and the Handicrafts and Handlooms Export Corporation of India Ltd., 1998.
- Jain, Jyotindra. *Kalighat Paintings: Images from a Changing World* , Ahmedabad: Mapin, 1999.

Jain, Jyotindra. *Indian Popular Culture- the conquest of the world as picture*, New Delhi: National Gallery of Modern Art, 2004.

Jain, Jyotindra. *India's Popular Culture: Iconic Spaces and Fluid Images*, Mumbai: Marg Publications, 2008

Jain, Jyotindra. 'Morphing Identities: Reconfiguring the Divine and the Political' Body.City:Sitng Contemporary Culture In India. edited by Petra Stegmann and Peter C Seel, House of World Cultures, Berlin, 2004.

Jain, Jyotindra. *Other Masters: Five Contemporary Folk and Tribal Artists of India*. New Delhi: Crafts Museum and the Handicrafts and Handlooms Exports Corporation of India, 1998.

Subramanyan K G, Sheikh Gulammohammed & Vatsyayan Kapila, ed. Paroksa Coomaraswamy Centenary Seminar Papers. Delhi, Secretary Lalit Kala Akademi, 1984.

Goel, K B. *River Scape 1992- 93, Vivan Sundaram*. Calcutta: Birla Academy of Art and Culture and Mumbai: Sakshi Gallery, 1995.

Subramanyam, K G. 'Benode Bihari Mukherjee', *Lalit Kala Contemporary*, no. 10 (1969).

Subramanyam, K G. *Moving Focus*, New Delhi: Lalit Kala Akademi, 1978.

Subramanyam, K G. 'The Drawings of Nandlal Bose', *Art Heritage*, no. 2 (1979).

Subramanyam, K G. *The Living Tradition: Perspectives on Modern Indian Art*, Calcutta: Seagull Books, 1987.

Subramanyam, K G. 'Remembering Ram Kinkar', *Art Heritage*, no. 9 (1989- 90).

Subramanyam, K G. *The Creative Circuit*, Calcutta: Seagull Publications, 1992.

Subramanyam, K G. 'The Artist on Art', Kumar (Gujarati) (1961).

Subramanyam, K G. 'Tradition and Non- Conformism: Indian Visual Art Scene', Seminar Paper presented at the Indo- American Seminar, US Educational Foundation, Bombay, 1968.

Subramanyam, K G. 'Art As Reflection of Social Life', Radio talk, 1968. Published in *Nanda n*, vol. 22, Santhiniketan (2002).

Subramanyam, K G. 'Folk Art and Modern Artist in India', *Lalit Kala Contemporary*, no. 10 (1969).

Subramanyam, K G. 'Thoughts on Murals', *Lalit Kala Contemporary*, no. 14 (1972).

Subramanyam, K G. 'The Uses of Art Criticism', *Lalit Kala Contemporary*, no. 16 (1972).

Subramanyam, K G. 'Picasso and Modern Art', Radio Talk 1973. Published in *Nandan*, vol. 22 (2002).

Subramanyam, K G. 'The Indian Art Tradition and the Modern Indian Artist', Viswa Bharti Fellowship lecture, Visva Bharati, April 1978; Published in *Visva Bharati Quarterly*, vol. 43, nos. 1- 2 (1977).

Subramanyam, K G. 'The Role of Arts in Santiniketan', Lecture at Visva Bharati, April 1978 published in *Visva Bharati Quarterly*, vol. 43, nos. 3- 4 (nov 1977- Apr 1978).

- Subramanyam, K G. 'Ramkinkar and His work' Address at the Memorial Service, Kala Bhavan, August 1980; published in *Visva Bharati News* , Ramkinkar Number (1980) and rpt. *Lalit Kala Contemporary* , no. 30 (1980).
- Subramanyam, K G. 'New Perspectives in Art', lecture given at the Visva Bharati Study Circle, 1980 and published in the *Visva Bharati Quarterly* , vol. 46, nos. 1- 4 (May 1980- April 1981).
- Subramanyam, K G. 'Nandalal Bose: Artist and Teacher', *Nandan* (1982).
- Subramanyam, K G. 'Craft Movement in Santiniketan: Its Success and Failure' Catalogue article, Arts of Bengal and Eastern India, Exhibition at the Commonwealth Institute London, Calcutta: Craft Council of West Bengal, 1982.
- Subramanyam, K G. 'Rabindranath Tagore: The poet- painter', Conference paper presented at the Tagore Festival: 125th Birth Anniversary of Rabindranath Tagore, The Commonwealth Institute, London, June 1986; published in *Rabindranath Tagore: A Celebration of his Life and Work*. Oxford: Rabindranath Festival Committee and Museum of Modern Art (1986).
- Subramanyam, K G. 'The Amateur and the Professional', Seminar Paper presented at the Rabindranath Tagore 125th Birth Anniversary Seminar, Rabindranath Tagore and the Challenge of Today, June 1986; published in *Rabindranath Tagore and the Challenge of Today* edited by Bhudeb Chaudhuri and K.G. Subramanyam. Simla: Indian Institute of Advanced Studies, 1998.
- Subramanyam, K G. ' Gandhi and the Indian Cultural Scene' lecture delivered at Santiniketan as part of a series of lectures to celebrate Gandhi's 125th Birth Anniversary. Published in *Nandan* vol. 15 (1995).
- Subramanyam, K G. 'Towards an Ecology of Culture', in *Invisible Order* , edited by Eberhard Fisher, New Delhi: Art Indus, 1999.
- Kapoor, Kamala. 'The art of Nilima Sheikh', *ArtAsiaPacific* , vol. 3, no. 2 (1996).
- Kapoor, Kamala. 'Conjuring the World: Ravinder Reddy's sculptural emblems', *ArtAsiaPacific* , no. 21 (1999).
- Kapoor, Kamala. *Shelter 1994- 99*, Vivan Sundaram, New Delhi: Nature Morte and Mumbai: Sakshi Gallery, 2000.
- Kapoor, Kamala. ' Sieve- o- physis' (on Anita Dube), *ArtAsiaPacific* , no. 26, 2000.
- Vatsyayan, Kapila. *Dance in Indian Painting* , New Delhi: Abhinav Publications, 1982.
- The Perfect Frame: Presenting Modern Indian Art, Stories and Photographs from the collection of Kekoo Gandhi*, Mumbai: Chemould Publications, 2003.
- Kandalvala, Karl. *Amrita Sher- Gil. Bombay: New Book Company, 1989.*
- Singh, Kavita. *Gulammohammed Sheikh, Paintings 1998- 2001* , New Delhi: Vadehra Art Gallery and Mumbai: Sakshi Gallery, 2001.

Singh, Kavita. 'Allegories of Good Kingship: Wall Paintings in the Qila Mubarak at Patiala', in *New Perspectives on Sikh Art*, Mumbai: Marg Publications, 2003.

Museums and the Making of an Indian Art Historical Canon' In *Towards a New Art History: Studies in Indian Art*, edited by Shivaji K. Panikkar, Parul Dave Mukherji and Deeptha Achar, New Delhi: D.K. Printers and Publishers, 2003.

Singh, Kavita. 'Museums and Monuments', In *Mulk Raj Anand: Shaping the Modern*, edited by Annapurna Garimella. Mumbai: Marg Publications, 2005.

Singh, Kavita. 'Fixed Image in a Changing World: the phad paintings of Rajasthan' in *The Kingdom of the Sun: Indian Court and Village Art from the Princely State of Mewar*, edited by Joanne Williams. San Francisco: Asian Art museum, 2007.

Singh, Kavita (with Saloni Mathur). 'Reincarnations of the Museum: Museum in an Age of Religious Revivalism', in *Asian Art History in the 21st Century*, ed. Vishakha Desai and Michael Ann Holly, Williamstown: Clark Art Institute and New York: Asia Society, 2007.

Mercer Kobena, ed. *Pop Art and Vernacular Culture*, Iniva, London, MIT Press, Cambridge, Mass., 2007.

Chaitanya, Krishna. *A History of Indian Painting: The Modern Period*. New Delhi: Abhinav Publications, 1994.

Randhawa M S. *Indian Paintings Explorations, Research and Publications*, Chandigarh: Govt. Museum & Art Gallery, 1986.

Chatterjee, Margaret, ed. *Four Decades of Indian Art*, Shimla: Indian Institute of Advanced Studies, 1988.

Fisher, Marlene. *The Wisdom of the Heart, A Study of the works of Mulk Raj Anand* (New Delhi, Sterling Publishers Pvt Ltd, 1980), 207.

Jackimowicz, Marta. *The Inverted Tree: A. Balasubramaniam, Jayashree Chakravarty, Karl Antao, Mrinalini Mukherjee, Nicola Durvasula, N.S. Harsha, Prabhavati Meppayil, Ramesh Kalkur, Ranjini K. Shettar, Shukla Sawant, Suhasini Kejriwal, Surekha, Valsan Koorna Koller.* New Delhi: Threshold Art Gallery, 2005.

Jackimowicz, Marta. *Sounds in the Wilderness, Akbar Padamsee*. New Delhi: Threshold Art Gallery, 2005.

Jackimowicz, Marta. *This, That & Everything, Indrapramit Roy*. New Delhi: Anant Art Gallery, 2006.

Archer Mildred & W G. *Indian Painting for the British, 1770 - 1880*, London: Oxford University Press, 1955.

Anand Mulk Raj. *Madhubani Paintin*, New Delhi: Director, Publications Division, Ministry of Information and Broadcasting, Government of India, 1984.

Anand Mulk Raj. 'Shah Jehan: Architect or Lover', *Marg*, vol. XXII no. 3, June 1969, 3 - 6.

Anand Mulk Raj. *Chintamani Kar*, Contemporary series of Indian art, New Delhi; Secretary, Lalit Kala Akademi, 1965.

Anand Mulk Raj. *Amrita Sher- Gil*, New Delhi: Istaarah Publications, 1989.

- Anand, Mulk Raj. *Is there a Contemporary Indian Civilisation?*, Bombay: Asia Publishing House, 1963.
- Adajania, Nancy. 'The Sand of the Coliseum, the glare of Television and the Hope of Emancipation', *Documenta Magazine* , no. 2, Life! (2007).
- Adajania, Nancy. 'Shifting Routes, Floating Continents', in *The Thermocline of Art* edited by Wonil Rhee, Karlsruhe: ZKM, 2007.
- Bose, Nandalal. *A Collection of Essays, Centenary Volume* , New Delhi: Lalit Kala Akademi, 1983.
- Bose, Nandalal. *Haripura Panels* , New Delhi: National Gallery of Modern Art, 1985.
- Sheikh, Nilima. *Arpita Singh, Exhibition of paintings, oils and water colours* , New Delhi: Vadehra Art Gallery, 1994.
- Sheikh, Nilima. *Flowers, Benodebehari Mukherjee*, New Delhi: NGMA and Mumbai: Guild Art Gallery, 2007.
- Mago, P N. *Contemporary Art in India*, New Delhi: National Book Trust, 2001.
- Mago, P N. *Delhi Silpi Chakra: The Early Years*, New Delhi: NGMA, 1997.
- Rao P R Ramachandran. *Modern Indian Painting*, Madras: Rachana, Bhimasena Gardens, 1953.
- Karunakar, P. 'V.S. Gaitonde', *Lalit Kala Contemporary* , nos. 19 and 20 (1975).
- Karunakar, P. 'Akbar Padamsee', *Lalit Kala Contemporary* , no. 23 (1977).
- Chatterjee, Partha. *The Partha Chatterjee Omnibus*, New Delhi: Oxford University Press, 1999.
- Mitter, Partha. *Much Maligned Monsters: History of European Reactions to Indian Art*, Oxford: Clarendon Press, 1977; Chicago University Press Paperback, 1992.
- Mitter, Partha. *Art and Nationalism in Colonial India 1850- 1922, Occidental Orientations*, New York: Cambridge University Press, 1994.
- Mitter, Partha. *Indian Art*, New Delhi: Oxford University Press, 2001.
- Mitter, Partha. 'Mechanical reproduction and the world of the colonial artist', *Contributions to Indian Sociology* , vol. 36, nos. 1 and 2 (2003) 1- 32.
- Mitter, Partha. Foreword in *Raja Ravi Varma, Portrait of an Artist: the Diary of C. Raja Raja Varma*, edited by E. Neumayer and C. Shelberger, New Delhi: Oxford University Press, 2005.
- Mitter, Partha. *The Triumph of Modernism, Indian Artists and the Avant- Garde, 1922- 1947*, London: Reaktion Books, 2007.
- Mitter, Partha, Rahaab Allana, Akshaya Tankha, Suryanandini Sinha. *The Artful Pose: Early Studio Photography in Mumbai, c. 1855- 1940*, Mapin Publishing.

- Nagy, Peter. Catalogue Essay in *Subodh Gupta*, New Delhi: Nature Morte, Mumbai: Sakshi Gallery, New Delhi: Saw Pipes Ltd., 2000.
- Nagy, Peter. *Exhibition of Recent Works by Jayashree Chakravarty*, New Delhi: Vadehra Art Gallery, 2000.
- Nagy, Peter. *Identical Views: Rashid Rana*, New Delhi: Nature Morte Gallery, 2004.
- Nagy, Peter. *Panic Acid, Jitish Kallat*, Singapore: Bodh Art, 2005.
- Nagy, Peter. *Atul Dodiya: Cracks in Mondrian*, New York: Bose Pacia, 2005.
- Nagy, Peter and Gayatri Sinha. *Atul Dodiya: Broken Branches*, New York: Bose Pacia, 2003.
- Pooja Sood. ed., *Khoj*, New Delhi: Harper Collins, 2009.
- Das Gupta, Prodosh. *My Sculpture*, New Delhi and Calcutta: Oxford Book & Stationery Co., 1955, 34.
- Chatterjee Ram, ed., *Indian Printmaking Today 1985*, Bombay: Jehangir Art Gallery, 1985.
- Hoskote, Ranjit. 'Akbar Padamsee: Between the Hieratic and the Human', *Art Heritage*, no. 11 (1991- 92).
- Hoskote, Ranjit. *Paintings and Drawings, Sudhir Patwardhan*, New Delhi: Vadehra Art Gallery, 1999.
- Hoskote, Ranjit. 'Back to the World: Anxiety and Exhilaration in Contemporary Indian Art', in *Asian Art: Prospects for the Future* edited by Y. Furuichi. Tokyo: Japan Foundation Asia Center, 1999.
- Hoskote, Ranjit. *Atul Dodiya: Bombay Labyrinth Laboratory*, Tokyo: Japan Foundation Asia Center, 2001.
- Hoskote, Ranjit. *The Startling View from the Studio: Recent Paintings by Gieve Patel and Sudhir Patwardhan*, New York: Bose Pacia, 2006.
- Hoskote, Ranjit. *The Crucible of Painting, The Art of Jehangir Sabavala* (Eminence Designs Pvt Ltd, Mumbai, 2005): 224.
- Hoskote, Ranjit. *Pilgrim, Exile, Sorcerer, The Painterly Evolution of Jehangir Sabavala* (Eminence Designs Pvt Ltd, Mumbai, 1998): 184.
- Hoskote, Ranjit and Kamala Ganesh. *Tyeb Mehta paintings, Tyeb Mehta*, New Delhi: Vadehra Art Gallery, 1998.
- Raqs Media Collective. Catalogue Essay in *Subodh Gupta*, New Delhi: Nature Morte, Mumbai: Sakshi Gallery, New Delhi: Saw Pipes Ltd., 2000.
- Bartholomew, R. 'Nature and Abstraction- an enquiry into their interaction', *Lalit Kala Contemporary*, no. 23 (1977): 24- 30.
- Bartholomew, R. 'Ram Kumar: The Early Years' (1955) (and other pieces reprinted from 1960, 1961, 1980), *Art Heritage*, 4 (1984- 85).
- Bartholomew, R. 'The Abstract Principle in the Paintings of Ram Kumar', *Lalit Kala Contemporary*, nos. 19 & 20 (1975).

Bartholomew, R. 'Attitudes to the social condition: notes on Ram Kumar, Satish Gujral, Krishen Khanna and A. Ramachandran', *Lalit Kala Contemporary* , no. 24- 25 (1978): 31- 39.

Bartholomew, R., ed. *Nandalal Bose: A Collection of Essays, Centenary Volume* . New Delhi: Lalit Kala Akademi, 1983.

Bartholomew, Richard, Krishna Reddy. *Contemporary Series of Indian Art*, (New Delhi: Secretary, Lalit Kala Akademi, 1974) unnumbered.

Bartholomew, Richard, and Kapur Shiv S. *Husain*, New York: Harry N. Abrams, Inc. Publishers, 1971.

Bartholomew, R. and Shiv S. Kapur. *Husain* , New York: Abrams, 1979.

Karode, Roobina. *The Yellow Deity- A historical overview of Contemporary Indian Art* (essays on eight contemporary Indian artists), Museum of Contemporary Art, Ludwig and Budapest (1996- 97).

Karode, Roobina. ed. *Manifestations III- A Pictorial Survey of 20th Century Indian Art*, Delhi: Delhi Art Gallery, 2005.

Chawla, Rupika. *The Mythical Traveller Journeys into the Unknown, recent paintings of Ramachandran*. London: A.R.K.S. Gallery of Contemporary Art, 1996.

Chawla, Rupika. 'Talent, Tragedy and the Myth of Amrita Sher- Gil', In *Indian Art: an overview* edited by Gayatri Sinha, New Delhi: Rupa, 2003.

Chawla, Rupika. *Raja Ravi Varma: Painter of Colonial India* , Mapin, 2010.

Chawla, Rupika, *Symbolism and Geometry in Indian Art*, New Delhi: NGMA, 1997.

Chawla, Rupika and Claude Boyeure. *Exhibition of recent works by Viswanandhan V*. New Delhi: Vadehra Art Gallery, 1997.

Bharucha, Rustom. 'The Rushdie Affair: Secular Bigotry and the Ambivalence of Faith', *Third Text* , no. 11 (1990): 61- 69.

Bharucha, Rustom. *In the Name of the Secular: Contemporary Cultural Activism in India*, USA: Oxford University Press, 1998.

Bharucha, Rustom. *Another Asia: Rabindranath Tagore and Okakura Tenshin*, India: Oxford University Press, 2009.

Gadihoke, Sabeena. *Camera Chronicles of Homai Vyrawalla: India in Focus* , Mapin Publishing: 2006.

Datta, Santo. *Vertical Woman: B C Sanyal, Volume 1 & 2* . New Delhi: NGMA, 1997.

Gujral, Satish. *A Brush with Life, An Autobiography* (New Delhi, Viking, 1997) 265.

Panikkar Shivaji K, ed. *Twentieth- Century Indian Sculpture , The Last Two Decades* , Mumbai: Marg, vol. 52, no. 1, 1952.

Sengupta Shuddhabrata and Tapio Mekela. 'The Delhi Declaration of a New Context for New Media' (The Open networks Agenda for International Collaboration in Media and Communication Arts), in *In the Shade of the Commons: Towards a Culture of Open Networks*, Amsterdam: Waag Society, 2006.

Sawant, Shukla. *Re - marking the River: landscapes by Atul Bhalla* , Delhi: Anant Art Gallery, 2007.

Sawant, Shukla. *Alchemy of Chance. Works on Paper by Jai Zharotia*, New Delhi: Delhi Art Gallery, 2007.

Sawant, Shukla. 'Outside the Dark Room', *Art India* , Quarter 1 (2007).

Sawant, Shukla. 'Parallels That Meet: Paintings, Prints and Photographs', in *Jyoti Bhatt- Parallels that Meet* , New Delhi: Delhi Art Gallery, 2007.

Sawant, Shukla. *Landscape/Vanitas. Latika Katt, a retrospective* , Delhi: Anant Art Gallery, 2008.

Ramaswamy, Sumathi. ed. *Barefoot Across The Nation: M F Husain and The Idea Of India*, Routledge 2010.

Ramaswamy, Sumathi. ed. *Beyond Appearances? : Visual Practices And Ideologies In Modern India : Volume I*, New Delhi: Thousand Oaks, London: Sage Publications, 2003.

Ramaswamy, Sumathi. *The Goddess and the Nation: Mapping Mother India*, Durham: Duke University Press, 2010.

Guha- Thakurta, Tapati. 'Westernization and Tradition in South Indian Painting in the 19th century: The Case of Raja Ravi Varma', *Studies in History* , vol. 2, no. 2 (1986).

Guha- Thakurta, Tapati. 'Women as 'Calender Art icons': Emergence of pictorial stereotype in Colonial India', *Economic and Political Weekly* , October 26 (1991).

Guha- Thakurta, Tapati. *The Making of New 'Indian' Art: Artists, Aesthetics and Nationalism in Bengal, c.1850- 1920*, Cambridge: Cambridge University Press, 1992.

Guha- Thakurta, Tapati. 'Marking Independence' the Ritual of a National Art Exhibition', *Journal of Arts and Ideas* , nos. 30 and 31 (1997).

Guha- Thakurta, Tapati. *Dharmanarayan Dasgupta: Representing the Bengali Modern*, Kolkata: Galerie 88, 2000.

Guha- Thakurta, Tapati. *In her Own Right: Remembering the Artist, Karuna Shaha*, Calcutta: Seagull, 2000.

Guha- Thakurta, Tapati. *Monuments, Objects, Histories: Institutions of Art in Colonial and Postcolonial India*, New York: Columbia University Press, 2004.

Guha- Thakurta, Tapati. *The Aesthetics of the Popular Print: Lithographs and Oleographs from 19th and 20th Century India*, Kolkata: Birla Academy of Art and Culture, 2006.

Sundaram, Vivan. *Great Indian Bazaar* , Catalogue for the Second Johannesburg Biennale, 1997.

- Sundaram, Vivan. ed. 'Amrita Sher- Gil/, Bombay: *Marg*, vol. 25, no. 2, 1972.
- Sundaram, Vivan and Deepak Ananth, *Umrao Singh Sher- Gil His Misery and His Manuscript*, New Delhi: Photoink, 2008.
- Archer W G and Mildred. *India Served and Observed*. London: British Association for Cemeteries in South Asia, 1994.
- Archer, W G. *India and Modern Art* . London: George Allen and Unwin Ltd, 1959.
- Archer, W G. 'Kalighat Painting', *Marg* , vol. 5, no. 4, 1951, unnumbered.
- Archer, W G. *Paintings of the Sikhs* , London: Victoria & Albert Museum, Monograph no. 31, 1966.
- Archer, W G. *Kalighat Painting*, London: Victoria & Albert Museum, 1971.
- Archer, W G. *Garhwal Painting* , Introduction and Notes, The Faber Gallery of Oriental Art, London: Faber, Pitman, 1954.
- Archer, W G. *Kangra Paintings* , Introduction, The Faber Gallery of Oriental Art, London: Faber and Faber Limited, 1953.
- Archer, W G. *Indian Painting* , Introduction and Notes by W G Archer (London: The Iris Colour Books, 1956) 21.
- Archer, W G. *The Loves of Krishna* , London: George Allen & Unwin Ltd, 1957.
- Archer, W G. *Romance and Poetry in Indian Painting* , London: Wildenstein exhibition, 1965.
- Archer, W G. *Indian Painting for the British, 1770- 1880*, London: Oxford University Press, 1955.
- Archer, W G. *India and Modern Art, London* : George Allen and Unwin, 1959.
- Dalmia, Yashodhara. *The Demonic Line: An Exhibition of Drawings, 1940- 1964 by Francis Newton Souza*. Delhi: Delhi Art Gallery, 2001.
- Dalmia, Yashodhara. *The Making of Modern Indian Art: The Progressives*, New Delhi: Oxford University Press, 2002.
- Dalmia, Yashodhara., ed. *Contemporary Indian Art: Other Realities*, Mumbai: Marg Publications, 2002.
- Dalmia, Yashodhara and Salima Hashmi. *Memory, Metaphor, Mutations: Contemporary Art of India and Pakistan*. India: OUP, 2006.
- Dalmia, Yashodhara, Chaitanya Sambrani et al. *Indian Contemporary Art Post- Independence*. New Delhi: Vadehra Art Gallery, 1997.
- Mulk Raj Anand et al. ed. *Marg* vol. 1 – 62, Marg Publishing, Mumbai, 1946 to present.
- Jaya Appaswamy et al. ed. *Lalit Kala Contemporary* vol. 1 – 48, Lalit Kala Akademi, New Delhi, 1962 to present.

Anupa Mehta et al. ed. *Art India* vol. I – VX, Art India Publishing Company Private Limited, Mumbai, 1996 to present.

Sidharth Tagore *Art & Deal*, issues 1 – 30, New Delhi, 1998 to present.

Geeta Kapur et al. ed. *Journal of Arts and Ideas*, Tulika Print Communication Service, New Delhi, 1983 – 1999.

Sheikh, Gulammohamed and Bhupen Khakhar. ed., *Vrishchik*, Baroda, 1969- 1973.

Swaminathan, J. ed., *Contra '66*, New Delhi, 1966- 67.

Bhavna Khakhar, ed., *TAKE on Art* vol. 1 - 2, New Delhi, 2010 to present.

Raqs Media Collective and Geert Lovink et. al, *Sarai Reader* 1 – 8, Sarai, CSDS and The Society for Old and New Media, New Delhi, 2001.

Pedagogy - Lecture Method – Class Room Teaching. - Assignment based learning. - Visit to Visual Art Departments, Heritage Buildings, Monuments, Museums etc. - Use of Learning Recourses: -Audio – Visual aids, Films, Documentaries, Power Point Presentations.

Course Title: Research Methodology (Theory)

Course Title: Research Methodology (Theory)	
Total Contact Hours: 128 Hrs.	Course Credits: 3
Formative Assessment Marks: 40	Duration of ESA/ EXAM: 2:30 Hours
Model Syllabus Authors: Chairman and Members of BOS – CAVA, Mysore.	Summative Assessment Marks: 60

Course Pre-requisite(s): Research Methodology (Theory)

Course Outcomes (COs):

11. To understand the process of research methodology.
12. To understand different tools of research.
3. To understand the different types of research methods.
4. To understand the different research methods.
5. To understand the research design.
6. To understand the research ethics.
7. To understand the synopsis writing and components.

Content of Course 22 – Research Methodology (Theory)	64Hrs
Unit –01: Scientific research methodology	20/21
Chapter No. 01: Definition of Research, Objectives of research, Types of Research, Research Approaches, Research Problem, Literature Survey, Hypothesis, Research Design, Sampling, Data Collection, Hypothesis Testing, Interpretation. Chapter No. 02: Research Design, Sampling Designs, Data Collection and Validation, Hypothesis, Chapter No. 03: Paper/synopsis writing , Computer Applications, Field & Computer herds,	

Instrumentation, Safety Measures.	
Unit –02: Research Components	20/21
Chapter No. 04: Components of synopsis, hypothesis, objectives of research, types of research, research approaches. Chapter No. 05: Scope & Nature of research problem Chapter No. 06: Significance & Limitation of research	
Unit –03: Research in Visual Art	20/21
Chapter No. 07: Narrative, Story Telling, Sacred, History painting, Colonial Legacy, Identity issues, Nativity, Feminism, Museums & Monuments, Art & Craft, Bengal Famine, Contextual Modernism. Popular Visual Culture. Body & Material as Metaphor. Chapter No. 08: Case studies of research papers. Identifying salient areas in the field of visual arts Chapter No. 09: . Synopsis writing based on selected area.	

Reference Resources

<https://gfgc.kar.nic.in/davanagere/FileHandler/165-6deccb48-5455-4f3e-b2ca-666045e12651.pdf>
<https://www.researchgate.net/search/publication?q=visual%20art>
<https://www.academia.edu/>
<https://www.jstor.org/>
<https://marg-art.org/>

Pedagogy - Lecture Method – Class Room Teaching. - Assignment based learning. - Visit to Visual Art Departments, libraries, Heritage Buildings, Monuments, Museums etc. - Use of Learning Recourses: -Audio – Visual aids, Films, Documentaries, Power Point Presentations.

Discipline Specified Elective Courses (DSE) - 3

DSE Course 3 Painting		DSE Course 3 Sculpture		DSE Course 3 Graphics (Printmaking)	
Practical Credits	Teaching hours/semester	Practical Credits	Teaching hours/semester	Practical Credits	Teaching hours/semester
3	96	3	96	3	96

DSE Course 3 Applied Art		DSE Course 3 Photography and Photojournalism	
Practical Credits	Teaching hours/semester	Practical Credits	Teaching hours/semester
3	96	3	96

Content of DSE Course 3 - Painting (Classes conducted by Department of Painting)	96Hrs
Unit 01: Self-thought process and express through painting.	30/32
Unit 02: Execution of painting techniques and methods.	30/32
Unit 03: Selecting the medias of painting to concept or self- expression.	30/32

Content of DSE Course 3 – Sculpture (Classes conducted by Department of Sculpture)	96Hrs
Unit 01: Composing round sculpture through own thought process.	30/32
Unit 02: Self- expression through Assembling wood or stone.	30/32
Unit 03: Self- expression through Carving in wood or stone.	30/32

Content of DSE Course 3 – Graphics (Printmaking) (Classes conducted by Department of Graphics [Printmaking])	96Hrs
Unit 01: Drawing based on personal expertise and creative expression.	30/32
Unit 02: Execution of Relief printing techniques and methods.	30/32
Unit 03: Execution of Intaglio printing techniques and methods.	30/32

Content of DSE Course 3 – Applied Art (Classes conducted by Department of Applied Art)	96Hrs
Unit 01: Conceptual illustrative Exercises.	30/32
Unit 02: Story Board Illustration.	30/32
Unit 03: Editorial Illustration.	30/32

Content of DSE Course 3 – Photography & Photojournalism (Classes conducted by Department of Photography & Photojournalism)	96Hrs
Unit 01: Fashion Photography	30/32
Unit 02: Advertising Photography	30/32
Unit 03: Food Photography	30/32

Pedagogy Lecture presentations, Demonstrations, Assignment based learning.

BVA 8th Semester

Discipline Core Courses (DSC)

Course 23 History of Art History		Course 24 Global Trends in Visual Art		Project / Internship	
Number of Theory credits	Number of Lecture hours/sem	Number of Theory credits	Number of Lecture hours/sem	Number of Practical Credits	Number of Teaching hours/sem
4	64	4	64	6	192

Course Title: History of Art History

Course Title: History of Art History	
Total Contact Hours: 64 Hrs.	Course Credits: 4
Formative Assessment Marks: 40	Duration of ESA/ EXAM: 2:30 Hrs.
Model Syllabus Authors: Chairman and Members of BOS – CAVA, Mysore.	Summative Assessment Marks: 60

Course Pre-requisite(s): History of Art History.

Course Outcomes (COs):

1. To trace the development of history of art history as discipline.
2. To understand the various prepositions in art history writing.
3. To Understand the art as history questions.
4. To understand the issues of aesthetics in art history.
5. To understand the issues of style, content and form
6. To Understand the issues of anthropology, meaning, authorship & Identity in art history.
7. To understand the issues of globalization.
8. To Understand the art history writing in India.

Content of Course 23 – History of Art History	160Hrs
Unit 01:	53/54
Chapter No. 01: Tracing the origin and development of art historical studies in Europe. □ Historical and cultural and social background of the development. □ Important art historians.	
Chapter No. 02: Giorgio Vasari, the Tuscan painter, sculptor and author of the Lives of the Most Excellent Painters, Sculptors, and Architects - Johann Joachim Winckelmann -Art Criticism with reference to History of Art in Antiquity and Reflections on the Painting and Sculpture of the Greeks	
Chapter No. 03: Heinrich Wölfflin - stylistic analysis and His book Renaissance and Baroque emphasising on stylistic periods differed from one another and study of art based on ideas of nationhood. - Vienna Schools with reference to Alois Riegl on the art of late	

antiquity and the revaluation of the Baroque	
Unit 02:	53/54
<p>Chapter No. 04: Erwin Panofsky - study of history of art history with reference to iconography and his distinction between Renaissance and Baroque art. - Formalism is the study of art by analyzing and comparing form and style, the way objects are made and their purely visual or material aspects. In painting, formalism emphasizes compositional elements such as colour, line, shape, texture, and other perceptual aspects rather than content, meaning, or the historical and social context. Study of Roger fry and Clive bell's view of formalism. Clement Greenberg's study on "Avant-Garde and Kitsch"</p> <p>Chapter No. 05 Study of Sir Ernst Hans Josef Gombrich's Story of Art and Art & Illusion and ways of seeing by John Berger. - Meyer Schapiro's concept of new art historical methodologies that incorporated an interdisciplinary approach to the study of works of art. An expert on early Christian, Medieval, and Modern art</p> <p>Chapter No. 06: .- Meyer Schapiro's concept of new art historical methodologies that incorporated an interdisciplinary approach to the study of works of art. An expert on early Christian, Medieval, and Modern art.</p>	
Unit 03:	53/54
<p>Chapter No. 07: Art History as descipline was quite new to Indian studies, but the art history was already part of the textual and epigraphical sources.</p> <p>Chapter No. 08: Beginning of the Documentation of Indian Art by European scholars - Archaeological explorations by British officers and subject experts –James Berges, J.F. Fleet, Sir, John Marshal, Henry Cousins, Mortimor Wheeler, Percy Brown, Henrith Zimmer.</p> <p>Chapter No. 09: Ananda Coomarswamy, Stella Kramrisch, Nihar rajan Ray, C. Shivarama Murthy, V.S. Agarwal, Karl Khandalwala, Moti Chandra, Mulk Raj Anand, B.N.Goswamy, Ratan Parimoo with special reference to New Art Historical Methodologies</p>	

Reference Resources

The Art of Art History: A Critical Anthology (Oxford History of Art), by Donald Preziosi

- Indian art history : changing perspectives / edited by Parul Pandya Dhar. p. cm. ISBN: 9788124605974
- Wölfflin, H. (1915, trans. 1932). *Principles of art history; the problem of the development of style in later art*. [New York]: Dover Publications.
- Hauser, A. (1959). *The philosophy of art history*. New York: Knopf.
- Arntzen, E., & Rainwater, R. (1980). *Guide to the literature of art history*. Chicago: American Library Association.
- Holly, M. A. (1984). *Panofsky and the foundations of art history*. Ithaca, N.Y.: Cornell University Press.
- Johnson, W. M. (1988). *Art history: its use and abuse*. Toronto: University of Toronto Press.
- Carrier, D. (1991). *Principles of art history writing*. University Park, Pa: Pennsylvania State University Press.
- Kemal, Salim, and Ivan Gaskell (1991). *The Language of Art History*. Cambridge University Press. [ISBN 0-521-44598-1](https://doi.org/10.1017/CBO9780511521445)

- Fitzpatrick, V. L. N. V. D. (1992). *Art history: a contextual inquiry course*. Point of view series. Reston, VA: National Art Education Association.
- Minor, Vernon Hyde. (1994). *Critical Theory of Art History*. Englewood Cliffs, NJ: Prentice Hall.
- Nelson, R. S., & Shiff, R. (1996). *Critical terms for art history*. Chicago: University of Chicago Press.
- Adams, L. (1996). *The methodologies of art: an introduction*. New York, NY: IconEditions.
- Frazier, N. (1999). *The Penguin concise dictionary of art history*. New York: Penguin Reference.
- Pollock, G., (1999). *Differencing the Canon*. Routledge. [ISBN 0-415-06700-6](#)
- Harrison, Charles, Paul Wood, and Jason Gaiger. (2000). *Art in Theory 1648-1815: An Anthology of Changing Ideas*. Malden, MA: Blackwell.
- Minor, Vernon Hyde. (2001). *Art history's history*. 2nd ed. Upper Saddle River, NJ: Prentice Hall.
- Robinson, Hilary. (2001). *Feminism-Art-Theory: An Anthology, 1968–2000*. Malden, MA: Blackwell.
- Clark, T.J. (2001). *Farewell to an Idea: Episodes from a History of Modernism*. New Haven: Yale University Press.
- Buchloh, Benjamin. (2001). *Neo-Avantgarde and Culture Industry*. Cambridge, MA: MIT Press.
- Mansfield, Elizabeth (2002). *Art History and Its Institutions: Foundations of a Discipline*. Routledge. [ISBN 0-415-22868-9](#)
- Murray, Chris. (2003). *Key Writers on Art*. 2 vols, Routledge Key Guides. London: Routledge.
- Harrison, Charles, and Paul Wood. (2003). *Art in Theory, 1900–2000: An Anthology of Changing Ideas*. 2nd ed. Malden, MA: Blackwell.
- Shiner, Larry. (2003). [*The Invention of Art: A Cultural History*](#). Chicago: University of Chicago Press. [ISBN 978-0-226-75342-3](#)
- Pollock, Griselda (ed.) (2006). *Psychoanalysis and the Image*. Oxford: Blackwell. [ISBN 1-4051-3461-5](#)
- Emison, Patricia (2008). *The Shaping of Art History*. University Park: The Pennsylvania State University Press. [ISBN 978-0-271-03306-8](#)
- [Charlene Spretnak](#) (2014), *The Spiritual Dynamic in Modern Art : Art History Reconsidered, 1800 to the Present*.
- [Gauvin Alexander Bailey](#) (2014) *The Spiritual Rococo: Décor and Divinity from the Salons of Paris to the Missions of Patagonia*. Farnham: Ashgate.
- John-Paul Stonard (2021) *Creation. Art Since the Beginning*. London and New York: Bloomsbury ISBN 978-1408879689

Pedagogy - Lecture presentations. - Demonstrations and Studio Practices. - Assignment based learning. - Out Door Practice:- Study of Heritage Buildings, Monuments, Zoo & Museums etc. - Use of Learning Recourses:- Audio – Visual aids, Films, Documentaries & Power Point Presentations.

Course Title: Global Trends in Visual Art

Course Title: Global Trends in Visual Art	
Total Contact Hours: 64 Hrs.	Course Credits: 4
Formative Assessment Marks: 40	Duration of ESA/ EXAM: 2:30 Hrs.
Model Syllabus Authors: Chairman and Members of BOS – CAVA, Mysore.	Summative Assessment Marks: 60

Course Pre-requisite(s): Global Trends in Visual Art

Course Outcomes (COs):

1. To trace the evolution of aftermath of Modern in the art of India and west.
2. To understand Newness in art making of 20th Century art.

3. To understand the new mediums and materials in art practices.
4. To understand the New Media lineage and legacy of art

Content of Course 24 – Global Trends in Visual Art	64Hrs
Unit –01	20/21
Chapter No. 01: Development of New trends and materials in the field of visual arts. Study of both Indian & western contemporary artists and their practice. Chapter No. 02: Historical background and changing idea of art making and materials Chapter No. 03: Issues related medium specific art making	
Unit –02	20/21
Chapter No. 04: Conceptual art its lineage & development Chapter No 05: Installation Chapter No. 06: New Media & Site specific art making	
Unit –03	20/21
Chapter No. 07: Feminism and Art Chapter No. 08: Material as Metaphor Chapter No. 09: Performance Art	

Reference Resources

- Altshuler, B. (2013). *Biennials and Beyond: Exhibitions that Made Art History: 1962-2002*. New York, N.Y.: Phaidon Press, [ISBN 978-0714864952](#)
- Atkins, Robert (2013). *Artspeak: A Guide To Contemporary Ideas, Movements, and Buzzwords, 1945 To the Present (3rd. ed.)*. New York: Abbeville Press. [ISBN 978-0789211514](#).
- Danto, A. C. (2013). *What is art*. New Haven: Yale University Press, [ISBN 978-0300205718](#)
- Desai, V. N. (Ed.). (2007). *Asian art history in the twenty-first century*. Williamstown, Mass.: Sterling and Francine Clark Art Institute, [ISBN 978-0300125535](#)
- Fullerton, E. (2016). *Artrage! : the story of the BritArt revolution*. London: Thames & Hudson Ltd, [ISBN 978-0500239445](#)
- Gielen, Pascal (2009). *The Murmuring of the Artistic Multitude: Global Art, Memory and Post-Fordism*. Amsterdam: Valiz, [ISBN 9789078088394](#)
- Gompertz, W. (2013). *What Are You Looking At?: The Surprising, Shocking, and Sometimes Strange Story of 150 Years of Modern Art (2nd ed.)*. New York, N.Y.: Plume, [ISBN 978-0142180297](#)
- Harris, J. (2011). *Globalization and Contemporary Art*. Hoboken, N.J.: Wiley-Blackwell, [ISBN 978-1405179508](#)
- Lailach, M. (2007). *Land Art*. London: Taschen, [ISBN 978-3822856130](#)
- Martin, S. (2006). *Video Art*. (U. Grosenick, Ed.). Los Angeles: Taschen, [ISBN 978-3822829509](#)
- Mercer, K. (2008). *Exiles, diasporas & strangers*. Cambridge, Massachusetts: MIT Press, [ISBN 978-0262633581](#)
- Robertson, J., & McDaniel, C. (2012). *Themes of Contemporary Art: Visual Art after 1980 (3rd ed.)*. Oxford: Oxford University Press, [ISBN 978-0199797073](#)
- Robinson, H. (Ed.). (2015). *Feminism-art-theory : an anthology 1968-2014 (2nd ed.)*. Chichester, West Sussex: Wiley-Blackwell, [ISBN 978-1118360590](#)
- Stiles, Kristine and Peter Howard Selz, *Theories and Documents of Contemporary Art, A Sourcebook of Artists's Writings* (1996), [ISBN 0-520-20251-1](#)
- Strehovec, J. (2020). *Contemporary Art Impacts on Scientific, Social, and Cultural Paradigms: Emerging Research and Opportunities*. Hershey, PA: IGI Global.
- Thompson, D. (2010). *The \$12 Million Stuffed Shark: The Curious Economics of Contemporary Art*. New York, N.Y.: St. Martin's Griffin, [ISBN 978-0230620599](#)

- Thorton, S. (2009). *Seven Days in the Art World*. New York, N.Y.: W.W. Norton & Company, [ISBN 978-0393337129](#)
- Wallace, Isabelle Loring and Jennie Hirsh, *Contemporary Art and Classical Myth*. Farnham: Ashgate (2011), [ISBN 978-0-7546-6974-6](#)
- Warr, T. (Ed.). (2012). *The Artist's Body* (Revised). New York, N.Y.: Phaidon Press, [ISBN 978-0714863931](#)
- Wilson, M. (2013). *How to read contemporary art : experiencing the art of the 21st century*. New York, N.Y.: Abrams, [ISBN 978-1419707537](#)

Pedagogy - Lecture Method – Class Room Teaching. - Assignment based learning. - Visit to Visual Art Departments, Heritage Buildings, Monuments, Museums etc. - Use of Learning Recourses: -Audio – Visual aids, Films, Documentaries, Power Point Presentations.

Course Title: Project (Industry connect / Independent)

Course Title: Global Trends in Visual Art	
Total Contact Hours: 64 Hrs.	Course Credits: 6
Formative Assessment Marks: 60	Duration of ESA/ EXAM: 2:30 Hrs.
Model Syllabus Authors: Chairman and Members of BOS – CAVA, Mysore.	Summative Assessment Marks: 40

Course Pre-requisite(s): Project (Industry connect / Independent)

Course Outcomes (COs):

1. To understand the cognitive aspects of student in the selected area.
2. To understand the new possibilities of meaning in existing knowledge.
3. To understand the significant knowledge resource in the specific area.
4. To understand the systematic way of research process.

Note: Students shall carry the research format, template and guidelines of research preparation and submission from the respective Department heads and mentor.

Discipline Specified Elective Courses (DSE) - 4

DSE Course 4 Painting		DSE Course 4 Sculpture		DSE Course 4 Graphics (Printmaking)	
Practical Credits	Teaching hours/semester	Practical Credits	Teaching hours/semester	Practical Credits	Teaching hours/semester
3	96	3	96	3	96

DSE Course 4 Applied Art		DSE Course 4 Photography and Photojournalism	
Practical Credits	Teaching hours/semester	Practical Credits	Teaching hours/semester
3	96	3	96

Content of DSE Course 4 - Painting (Classes conducted by Department of Painting)	96Hrs
Unit 01: Continue the personal art practice.	30/32
Unit 02: Experiment and understanding of the new ways of painting.	30/32
Unit 03: Art practice and its possibilities through painting.	30/32

Content of DSE Course 4 – Sculpture (Classes conducted by Department of Sculpture)	96Hrs
Unit 01: Continue the self-thought process in sculpture.	30/32
Unit 02: Express expression through wood or stone. (any process)	30/32
Unit 03: Express expression through metal sculpture. (any process)	30/32

Content of DSE Course 4 – Graphics (Printmaking) (Classes conducted by Department of Graphics [Printmaking])	96Hrs
Unit 01: Drawing based on personal expertise and creative expression.	30/32
Unit 02: Execution of Planography printing techniques and methods	30/32
Unit 03: Execution of Serigraphy printing techniques and methods.	30/32

Content of DSE Course 4 – Applied Art (Classes conducted by Department of Applied Art)	96Hrs
Unit 01: Advertising Layouts for Commercial Services.	30/32
Unit 02: Info graphics.	30/32
Unit 03: Publication Illustration, Fashion Illustration.	30/32

Content of DSE Course 4 – Photography & Photojournalism (Classes conducted by Department of Photography & Photojournalism)	96Hrs
Unit 01: Action Photography	30/32
Unit 02: Drone Photography	30/32
Unit 03: C 3 Assignment	30/32

Pedagogy Lecture presentations, Demonstrations, Assignment based learning.