

1	2	3	4	5	P1	P3	P5	P9	P 10	P 11	P 12	P 14	P 15	P 18	P 20	P 21	P 22	P 24	P 27	P 28	P 29	P 30	P 31	P 33	P 34	P 35	P 36	P 39	P 40	P 41	P 42	P 43	P 44	P 45	P 47	
17.	Magnetic Stirrer	6	6	2				6									5																			
18.	Fume Cupboard	-	-	1																																
19.	Distillation Unit	4	4	-													4																			
20.	Rotary Flash Evaporator	2	2	1																1									1							
21.	Balance	5	5	6				1									3							1				1								
22.	HPLC with Column	-	-	1																																
23.	Stereomicroscope	6	6	2				4									2																			
24.	Electron microscope	1	1	-				1																												
25.	Microwave Oven	1	1	3				3									1																			
26.	Image analysis system and Accessories	-	-	2																																
27.	Info display board	-	-	1																																
28.	Microcentrifuge (with rotor)	2	2	2	1																														1	
29.	Thermal Cycler (Including Realtime PCR)	3	3	4	1						1																1									
30.	Power supply system (for Electrophoresis)	2	2	3													2																			
31.	Gel Drier	1	1	-													1																			
32.	Vortex mixer	4	4	2	E			3									4																			
33.	Amerex orbital Water Bath shaker	-	-	2																																
34.	Sheldon Hybridization oven	-	-	1																																
35.	Uni Equip speed vac Concentrator	-	-	1																																
36.	Lyophiliser	1	1	1	1																															
37.	ELISA/ Microplate Reader	1	1	2								1																								
38.	Electric Vacuum cleaner	-	-	1																																
39.	CO ₂ Incubator	3	3	-					1	1		1																								
40.	Sonicator	2	1	1									1																							
41.	Manifold	1	1	-																																1
42.	Incubator Shaker	3	3	1													1										1									
43.	Digital Camera	1	1	2													1																			
44.	Multifunctional Image Analyzer	-	-	1																																

1	2	3	4	5	P1	P3	P5	P9	P10	P11	P12	P14	P15	P18	P20	P21	P22	P24	P27	P28	P29	P30	P31	P33	P34	P35	P36	P39	P40	P41	P42	P43	P44	P45	P4		
45.	Rack/ stand	5	5	-													1																				
46.	Chromatographic cabinet	1	1	-													1																				
47.	Soxhlet apparatus	-	-	1																																	
48.	Handycam	-	-	1																																	
49.	Dishwasher, iron box, & accessories	-	-	1																																	
50.	Crycontainers	3	3	-										1			2																				
51.	Gel rocker	2	2	-													1																				
52.	Filtration Unit (Membrane)	1	1	-													1																				
53.	Reverse Osmosis Unit	-	-	2																																	
54.	Electric chimney	-	-	1																																	
55.	Dry Bath	3	3	-															1				1														
56.	Lab roller	1	1	-																			1														
57.	Microbial fermenter	1	1	-																			1														
58.	Trinocular Inverted Microscope	2	2	-	1																						1										
59.	Semi dry Electro transfer unit	1	1	-																							1										
60.	Liquid scintillating counter	1	1	-							1																										
61.	Stirred cell membrane unit	1	1	-																	1																
62.	Bioanalyser	1	1	-																																	


Note: Since there are currently no Lab Equipments procured under the projects P2, P4, P6, P7, P8, P13, P16, P17, P19, P23, P24A, P25, P26, P32, P37 and P38, these Projects are not indicated in the above table.

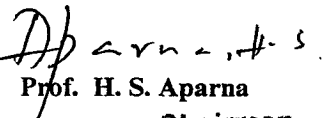
Audiovisual Equipments


1	2	3	4	5	P1	P5	P9	P10	P11	P12	P14	P15	P18	P20	P21	P22	P27	P28	P29	P30	P31	P32	P33	P34	P35	P36	P37	P38	P39	P40	P41	P42	P43	P44	P45	P46	P47	P48
1.	Stereo Deck	1	1	-	1																																	
2.	Microphones & Speaker	5	5	-	1		4																															
3.	Television	3	3	-		3																																1
4.	Screen	2	2	-	1											1																						
5.	Computer with accessories	30	30	-		11							1	4	1			1	1								5							1	5			
6.	UPS system	36	36	-		28	1			1					1	3				1						1							1	1				
7.	Ink Jet Printer	3	3	-							1				1	1																						
8.	Voltage stabilizer	2	2	-	1																		1															
9.	Aqua guard water filter	-	-	2												1																						
10.	HP laser jet printer	6	6	4			2			1								1		1								1										
11.	LCD projectors	2	2	3												2																						2
12.	Writing/display boards	5	5	-			3									2																						
13.	Batteries	31	31	4			4										4		16			1	1			1							2	2				
14.	Laptops	11	11	-															1								9										1	
15.	Photocopier	1	1	-	1																																	

Note: Since there are currently no Audiovisual Equipments procured under the projects P2, P3, P4, P6, P7, P8, P13, P16, P17, P19, P23, P24, P24A, P25, P26, P32, P37 and P38, these Projects are not indicated in the above table

Certified that the stock verification was conducted by Dr. Gopal K Marathe and Dr. Sreenivasa. M. Y from 12-09-2022 to 17-09-2022.


Dr. Gopal K Marathe
 Department of Biochemistry,
 University of Mysore
 MYSORE-570 006


Prof. H. S. Aparna
 Chairman
 Department of Studies in Biotechnology
 University of Mysore, Manasagangotri
 Mysuru - 570 006


Dr. Sreenivasa. M. Y
DR. M. Y. SREENIVASA
 PROFESSOR
 Department of Studies in Microbiology
 University of Mysore, Manasagangotri
 Mysore - 570 006, Karnataka, India.

UNIVERSITY OF MYSORE
Department of Studies in Biotechnology
Manasagangotri, Mysuru – 570 006

Stock Verification for the Year 2021-2022

Name of the Department : Department of Studies in Biotechnology

Name & designation of the Dr. Gopal Marathe. K, Professor
Servant who had taken the stock : Dr. Sreenivasa. M. Y, Professor

Period covered by stock
Verification Report : 1st April 2021 To 31st March 2022

Sl. No.	Name of the article	Book Balance	Actual Balance	Difference Excess/Shortage	Remarks
1	2	3	4	5	6
FURNITURE					
1	Table (Wooden)	20	20	-	-
2	Stool (Wooden)	31	31	-	-
3	Chairs (Students)	40	40	-	-
4	Chairs (Godrej)	29	29	-	-
5	Tables (Godrej)	16	16	-	-
6	Filing Cabinets	02	02	-	-
7	Storewell	04	04	-	-
8	Chairs (Revolving)	-	-	10	Non serviceable/ Dead stock
9	Stools (Revolving)	-	-	05	Non serviceable/ Dead stock
10	Racks	04	04	-	-
11	Lecturer Stand	03	03	-	-
12	Slide Cabinet	02	02	-	-
13	Featherlite S-6 Chairs without arms	02	02	-	-
14	Featherlite Medium back revolving chair	01	01	-	-
15	Computer Table (64"x29"x30")	03	03	-	-
16	Executive Table	01	01	-	-
17	Executive Revolving Chair	01	01	-	-
18	Speaker Table 13' x 2 ½' x 2 ½'	01	01	-	-
19	U- Shape Conference Table 2 ½' x 2 ½' x 10'	-	-	01	Non serviceable/ Dead stock
20	Working Table	13	13	-	-
21	Dining Table with 4 chairs	01	01	-	-
22	Metal table with acid proof top	02	02	-	-
23	Trolley (steel)	-	-	01	Non serviceable/ Dead stock
24	Peacock chairs (High back- red)	08	08	-	-
25	Peacock chairs (low back-blue)	118	118	-	-
26	Desk/Bench	24	24	-	-
27	Stools (Steel)	51	51	-	-
28	Stools	51	51	-	-

GLASSWARE					
1	2	3	4	5	6
1	Beaker 100ml	40	40	-	Damaged while autoclaving/handling
2	Beaker 250 ml	40	40	-	-
3	Beaker 500 ml	35	33	02	-
4	Beaker 1000 ml	20	20	-	-
5	Burette 100 ml	04	04	-	-
6	Burette 50 ml	22	20	02	-
7	Measuring Cylinders (5 ml)	05	04	01	-
8	Meas.Cylind. (10 ml)	10	10	-	-
9	Meas.Cylind. (25 ml)	05	05	-	-
10	Meas.Cylind. (50 ml)	08	08	-	-
11	Meas.Cylind. (100 ml)	15	15	-	-
12	Meas.Cylind. (500 ml)	05	04	01	-
13	Dessicators (100 mm)	10	10	-	-
14	Dessicators (160 mm) (With Covers)	12	12	-	-
15	Petri Plates (Glass)	400	388	12	-
16	Extractors Soxhlet (200 ml)	05	05	-	-
17	Flask Erlenmeyer 100 ml	500	480	20	-
18	Flask Erlenmeyer 250 ml	170	167	03	-
19	Flask Erlenmeyer 500 ml	30	27	03	-
20	Flask Round bottom 250 ml	07	06	01	-
21	Flask Round bottom 500 ml	30	28	02	-
22	Flask Round bottom 1000 ml	10	09	01	-
23	Flask Round bottom 2000 ml	08	07	01	-
24	FB with joint 250 ml	03	03	-	-
25	Flask Erlenmeyer 1000 ml	10	10	-	-
26	RB with joint 250 ml	05	05	-	-
27	Volumetric Flask 25 ml	08	08	-	-
28	V.Flask 50 ml	25	22	03	-
29	V.Flask 100 ml	16	16	-	-
30	V.Flask 250 ml	07	07	-	-
31	V.Flask 500 ml	04	03	01	-
32	V.Flask 1000 ml	03	03	-	-
33	Filter Flask 250 ml	10	10	-	-
34	Filter Flask 500 ml	15	13	02	-
35	Kjeldahs Flask 500 ml	02	02	-	-
36	Funnel 100 ml	15	13	02	-
37	Funnel 50 ml	10	10	-	-
38	Funnel 65 ml	13	13	-	-
39	Funnel Short Stem 125 ml	04	04	-	-
40	Funnel separating with Stop cock 500 ml & 65 ml	06	06	-	-
41	Wash Bottle polythene 500 ml	15	13	02	-
42	Dishes petri 100x7	150	130	20	-
43	Dish top only	40	40	-	-
44	Pipettes 100 ml	20	18	02	-
45	Pipettes 05 ml	25	25	-	-
46	Pipettes 01 ml	25	21	04	-
47	Pipettes with bulb 25 ml	05	05	-	-
48	Test Tube 15x 150	700	680	20	-
49	Durhams tubes	10	10	-	-
50	Funnel separating with stop	04	04	-	-

2	Beaker 1000 ml	15	13	02	-
3	Beaker 2000 ml	05	05	-	-
4	Beaker 5000 ml	02	02	-	-
5	Conical flask 500 ml	07	07	-	-
6	Meas. Cylind. (10 ml)	06	06	-	-
7	Meas. Cylind. (25 ml)	06	06	-	-
8	Meas. Cylind. (50 ml)	07	07	-	-
9	Meas. Cylind. (100 ml)	08	08	-	-
10	Meas. Cylind. (250 ml)	09	09	-	-
11	Meas. Cylind. (500 ml)	03	03	-	-
12	Vol. Flask 50 ml	05	05	-	-
13	Vol. Flask 100 ml	06	06	-	-
14	Funnel 100 ml	06	06	-	-
15	Slide box 25 places	12	10	02	-

Certified that the stock verification was conducted by Dr. Gopal Marathe. K. and Dr. Sreenivasa. M. Y from 12-09-2022 to 17-09-2022.

Dr. Gopal Marathe. K.
Department of Biochemistry
University of Mysore
MYSORE-570 006

Dr. Sreenivasa. M. Y.

DR. M. Y. SREENIVASA
PROFESSOR
 Department of Studies in Microbiology
 University of Mysore, Manasagangotri
 Mysore - 570 003, Karnataka, India.

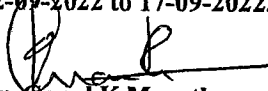
Prof. H. S. Aparna

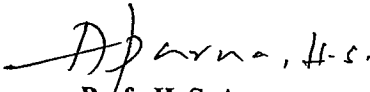
Chairman
 Department of Studies in Biotechnology
 University of Mysore, Manasagangotri
 Mysore - 570 006

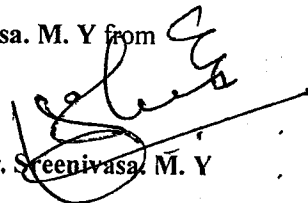
List of Projects

Project No.	Title of the Project	Principle Investigator
P1	UGC-SAP-DRS- Advanced research i.e. training in Seed science & technology with special reference to Seed Pathology -	Chairman, DOS AB
P2	UGC COSIST- Plant Microbe Interaction and Sustainable Agriculture	Prof. H. S. Shetty
P3	DANIDA- Creation of Seed Virology and Seed Bacteriology research & training facilities	Prof. H. S. Shetty
P4	DANIDA- Systemic Acquired Resistance to Manage Diseases in Rice and Pearl Millet	Prof. H. S. Shetty
P5	DANIDA – Seed Pathology Training Programme	Prof. H. S. Prakash
P6	DBT – Mass Production..... fungus <i>Beauveria bassiana</i> for coffee berry borer control	Prof. S. R. Niranjana
P7	DBT- Micropropagation and <i>In vitro</i> Conservation Studies on Threatened Plants in Karnataka	Dr. V. Ravishankar Rai
P8	DBT- Induction of Panama Wilt Resistance in 'NRB....cell, tissue and irradiation technology	Prof. H. S. Prakash
P9	DBT-HRD – Strengthening of M. Sc. Biotechnology Programme	Prof. Umesh S
P10	DBT –Production of recombinant solubleRole in cancer gene therapy	Prof. B. P. Salimath
P11	DBT- Isolation of endophytic and nonculturable ...endothelin-receptor based screening system	Prof. H. S. Prakash
P12	DST- FIST	Chairman, DOS AB
P13	DST- Development of mass production technology disease management	Prof. S. R. Niranjana
P14	DST- Tumor angiogenesis: antiangiogenesis	Prof. B. P. Salimath
P15	DST – Induction of HRGP in pearl millet to develop resistance against downy mildew disease	Prof. H. S. Shetty
P16	DST-Fast track young scientist programme	Dr. S. Umesh
P17	ICAR-NATP Diagnostics and Developmentof Grain Legumes	Prof. H. S. Prakash
P18	DAE – Development of radioreceptor binding assaymalignant tumours	Prof. B. P. Salimath
P19	Govt. of Karnataka – Epidemiology and management of bacterial blight of cotton	Prof. H. S. Prakash
P20	Block Grant	
P21	ICAR-NATP – Development of Downy Mildew Disease ResistantProgramme	Prof. H. S. Shetty
P22	Partially self financing Scheme of M. Sc. Biotechnology	Chairman, DOS AB
P23	UGC-Major research Project	Prof. H. S. Prakash
P24	DST-Fast track young scientist programme:	Dr. Shailasree Sekhar
P24A	UGC Major Research Project	Dr. H. S. Aparna
P25	Studies on nursery diseases of forest trees and their management	Dr. V. Ravishankar Rai
P26	UGC-MRP Investigation on bacterial spot of tomato and its management	Dr .S. Umesh
P27	UGC Major Research Project	Prof. B. P. Salimath
P28	DST-WOSA/WOSB Project	MS. Sheela M. L/ Dr. M.C. Lakshmi/ Dr. Yashashwini/ Mrs. Usha B.E.
P29	Advanta India Ltd- / EU – Alba	Prof. H. S. Prakash
P30	UGC Major Research Project	Dr. H. S. Aparna
P31	Central Instrumentation Facility Development Programme (UGC XI Plan)	Chairman, DOS AB
P32	DBT-Biological control of Mycotoxins	Prof. S. R. Niranjana
P33	UGC-MRP MAP Kinases	Dr. K. R. Kini
P34	UGC 11 th Plan grants	Chairman
P35	UGC-MRP on PCR-SSCP	Dr. S. Umesh
P36	DBT- MTA1 Project/ DST-SATYAM	Prof. B. P. Salimath
P37	Institution of Excellence grants	Chairman, DOS BT
P38	DST-SERB-FTP: Studies on role of MTA1 gene in osteogenicstem cells	Dr. Chandrashekar
P39	UGC-MRP: Rhizoremediation ofAgricultural Lands of Karnataka	Dr. Geetha N.
P40	SERB-MRP: Elicitation of oxylipin downy mildew diseases	Dr. Geetha N.
P41	DBT-MRP: Development of food borne Pathogens/ toxins	Dr. S. Umesh
P42	DBT-Training and demonstration of cultivation of Karnataka	Dr. S. Umesh
P43	UGC-MRP: Molecular studies on floral downy mildew infection	Dr. K. Ramachandra Kini
P44	DST: Structural and functional characterization buffalo colostrum	Dr. H. S. Aparna
P45	RUSA Grants	
P46	DST:NSTMIS	Prof. B. P. Salimath
P47	DST-SERB, Project	Dr. S. Chandranayak
P48	ICD	UOM

Certified that the stock verification was conducted Dr. Gopal K Marathe. and Dr. Sreenivasa. M. Y from 12-09-2022 to 17-09-2022.


Dr. Gopal K Marathe.
Department of Biochemistry
University of Mysore
MYSORE-570 006


Prof. H. S. Aparna
Chairman
Department of Studies in Biotechnology
University of Mysore, Manasagangotri
Mysuru - 570 006


Dr. Sreenivasa. M. Y
DR. M. Y. SREENIVASA
PROFESSOR
Department of Studies in Microbiology
University of Mysore, Manasagangotri
Mysore - 570 006, Karnataka, India.